



**INTERMATIC®**

**ELECTRONIC TIME SWITCHES**

**CONTROL JUST ABOUT EVERYTHING**

[www.intermatic.com/energycontrols](http://www.intermatic.com/energycontrols)

# INTERMATIC®

ELECTRONIC TIME SWITCHES

Next Generation



## THE ULTIMATE IN APPLICATION-SPECIFIC CONTROL

The Next Generation design is the result of a collaboration of electrical contractors, engineers, distributors and product designers. . .backed by the control expertise of the world's leading time switch manufacturer. These microprocessor-controlled models offer the ultimate in control and application flexibility. New remote override and network connection options move the Next Generation even further ahead of the competition.

## STANDARD FEATURES

- Daily, weekly or yearly scheduling
- Fixed, astro, pulse and interval
- Holiday programming (to 99 schedules)
- Lifetime memory for program data
- 8 year battery maintains timekeeping
- 120, 208, 240 or 277V input
- 1, 2, 4, 8 and 16 circuit models
- Auto review for easy program review, with help messages for omissions.

# INTERMATIC® **First Generation**

## ELECTRONIC TIME SWITCHES



### THE ULTIMATE IN APPLICATION-SPECIFIC CONTROL

Our first generation of electronic time switches provides dependable, to-the-minute control and reduced energy costs for a wide variety of basic applications. As a snap-in upgrade or for new installations, these models offer ease of programming and a 3-year battery backup, at a modest cost compared to mechanical time switches.

### STANDARD FEATURES

- To-the-minute programming
- Up to 28 set points
- 3 year battery backup
- Slide switch or push-button programming
- 120, 240 or 277V input
- 1 and 2 circuit models



# INTERMATIC® Next Generation

## ELECTRONIC TIME SWITCHES



ET70115C & ET70115CR

ET70215C & ET70215CR



ET70415CR

### Full Year

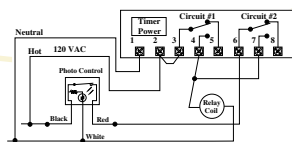
#### FOR CONTROLLING

- Water heaters
- HVAC
- Commercial ovens
- Lighting
- Fans, blowers and pumps
- Bells and signals
- Process equipment
- Poultry equipment
- Livestock feeders

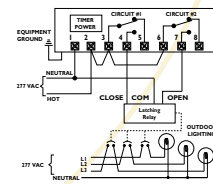


#### SPECIFICATIONS

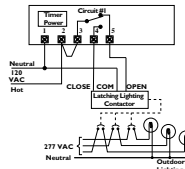
- 1 or 2 circuit
- NEMA 3R enclosure option
- Lifetime memory with 1,000+ events
- Astronomic or pulse programming
- 20 Amp ballast @ 120–277V
- 120–277V 50/60 Hz
- SPDT contacts
- Remote override option



Astronomic with photo control override



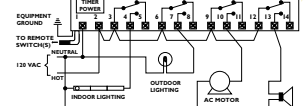
Latching contactor with pulse output



Control of latching contactor

#### SPECIFICATIONS

- 4 circuit
- Independent control
- Lifetime memory with 1,000+ events
- Astronomic or pulse programming
- 20 Amp ballast @ 120–277V
- 120–277V input 50/60 Hz
- Remote override



Multi-function controlling lights, HVAC and signal alarms





ET70815CR



ET71615CR

### Factory Pre-Programming

Pre-installation of your specific program requirements available on quantity orders of 50+ (ET70000CR Series.)

### New Connectivity Features



Remote override for 1 and 2 circuit

NEMA 1 installation with surface mount junction box

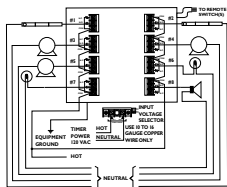


RS232 Interface

NEMA 3R installation with flush or raintight junction box

#### SPECIFICATIONS

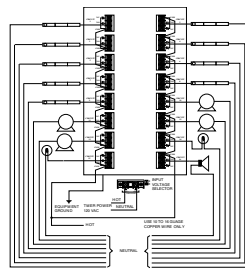
- 8 circuit
- Independent control
- Lifetime memory with 4,000+ events
- Astronomic or pulse programming
- 20 Amp ballast @ 120–277V
- 120–277V 50/60 Hz
- Remote override



Multi-function controlling lights, HVAC and signal alarms

#### SPECIFICATIONS

- 16 circuit
- Independent control
- Lifetime memory with 4,000+ events
- Astronomic or pulse programming
- 20 Amp ballast @ 120–277V
- 120–277V 50/60 Hz
- Remote override



Multi-function controlling lights, HVAC and signal alarms

#### REMOTE OVERRIDE

Allows for manual control of loads using remotely-located switches (up to 1,000 ft. from time switch). Uses interface hardware shown above. For 1 and 2 circuit.

#### PC NETWORK CONNECTION

Allows for easy input of complex programs via a graphical user interface on your PC. Uses interface hardware shown above. Coming soon.

For more information go to

→ [www.intermatic.com/energycontrols](http://www.intermatic.com/energycontrols)

- Copy & paste specifier text
- Competitive comparisons
- Downloadable programming help and wiring diagrams

# INTERMATIC® **First Generation**

## ELECTRONIC TIME SWITCHES



EH10 / EH40



EPI00C SERIES



ET100C SERIES

### Water Heater 7 day



### Low Cost 24hr. with 3R



### 24 Hour

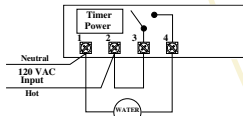


#### FOR CONTROLLING

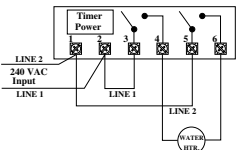
- Residential
- Commercial, industrial, institutional and military facilities

#### SPECIFICATIONS

Up to 12 events  
3 year alkaline backup  
3,600 Watts @ 120V  
7,200 Watts @ 240V  
120–240V 50/60 Hz



Single 120V water heater control



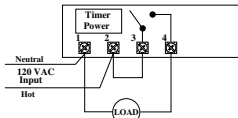
Single 240V water heater control

#### FOR CONTROLLING

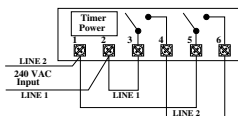
- Pools and spas
- HVAC
- Commercial ovens
- Lighting

#### SPECIFICATIONS

Up to 8 events  
3 year alkaline backup  
3,600 Watts @ 120V  
7,200 Watts @ 240V  
120–240V 50/60 Hz  
Remote override capable



Direct 120V load control



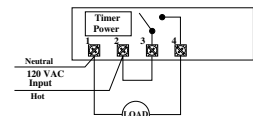
Direct 240V load control

#### FOR CONTROLLING

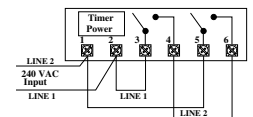
- HVAC
- Commercial ovens
- Lighting
- Fans, blowers and pumps

#### SPECIFICATIONS

Up to 8 events  
3 year alkaline backup  
30 Amp rated  
120, 120–277V 50/60 Hz  
SPST, SPDT, DPST contacts



Direct 120V load control



Direct 240V load control



\*Certified under Title 24, Part 6, Section 131(D) of the California Code of Regulations





ET170C SERIES \*

ET279C \*



ET700C SERIES \*



E120C

E140C

**7 Day**      **7 Day with Features**      **In Wall**

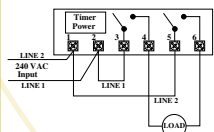


**FOR CONTROLLING**

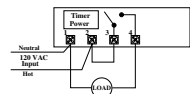
- HVAC
- Lighting
- Fans, blowers and pumps
- Bells and signals

**SPECIFICATIONS**

Up to 20 events  
1 or 2 circuit  
Pulse option  
3 year alkaline backup  
30 Amp rated  
120 & 240V 50/60 Hz  
2 SPST contacts



Direct 240V load control



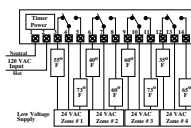
Direct 120V load control

**FOR CONTROLLING**

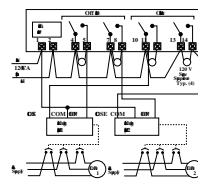
- HVAC
- Commercial ovens
- Lighting
- Fans, blowers and pumps
- Bells and signals

**SPECIFICATIONS**

Up to 28 events  
Ni Cadmium rechargeable backup  
Pulse and photo sensor models  
5 Amps rated for pilot duty  
SPST, DPST Contacts  
120V 60 Hz



Multizone HVAC control



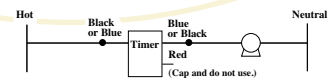
Latching contactor control

**FOR CONTROLLING**

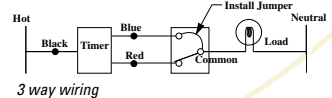
- Bathroom fans
- Whole house fans
- Ceiling fans
- Fluorescent lights
- Heaters

**SPECIFICATIONS**

Countdown or 7 day programmable  
3 year alkaline backup  
120–277V 50/60 Hz  
12–28 VDC  
Single pole, 3 or 4-way  
Junction box mounted



Single pole wiring



3 way wiring

For more information go to

[www.intermatic.com/energycontrols](http://www.intermatic.com/energycontrols)

- Copy & paste specifier text
- Competitive comparisons
- Downloadable programming help and wiring diagrams

# INTERMATIC®

## ELECTRONIC TIME SWITCHES

Next Generation	Full Year						
	ET70115C	ET70115CR	ET70215C	ET70215CR	ET70415CR‡	ET70815CR‡	ET71615CR‡
Independent Circuit(s)	1	1	2	2	4	8	16
Switch	SPDT	SPDT	SPDT	SPDT	SPDT	SPDT	SPDT
Programming Events (minimum)	1,000	1,000	1,000	1,000	1,000	4,000	4,000
Astro (sunrise/sunset)**	•	•	•	•	•	•	•
Pulse (momentary 1 to 127 sec.)**	•	•	•	•	•	•	•
Interval (time of day)**	•	•	•	•	•	•	•
Interval (user selectable override)**	Remote†††	Remote†††	Remote†††	Remote†††	Remote††	Remote††	Remote††
Holiday Programming (up to 99)	•	•	•	•	•	•	•
Holiday Duration (any length)	•	•	•	•	•	•	•
Auto Daylight Savings Adjustment	•	•	•	•	•	•	•
Lifetime Memory for Program Data	•	•	•	•	•	•	•
8-Year Battery Backup Timekeeping	•	•	•	•	•	•	•
Isolated Logic Board/6,000V Transient Protection	•	•	•	•	•	•	•
Power Input 120/208/240/277 VAC 50/60Hz	•	•	•	•	•	•	•
Power Input 24 VAC 60 Hz (add "24" suffix)	•	•	•	•	•	•	•
Amps (general purpose) 12–277V¹	20	20	20	20	20	20	20
Amps ballast 120–277V¹	20	20	20	20	20	20	20
HP 240V¹ / HP 120V¹	2/1	2/1	2/1	2/1	2/1	2/1	2/1
Amps Tungsten/TV 120–240V¹	5	5	5	5	5	5	5
Pilot Duty 12–240V¹	470VA	470VA	470VA	470VA	470VA	470VA	470VA
Lockable Steel Enclosure	NEMA 1	NEMA 3R	NEMA 1	NEMA 3R	NEMA 3R	NEMA 3R	NEMA 3R

\* Depends on data entry type \*\*All circuits, independently programmable †Switch ratings per pole—normally open contacts

†† Includes remote override for 4 circuits (up to 1,000 ft. away). To expand to max. # of circuits, order accessory #156ET9402A for ET70815CR or #156ET9403A for ET71615CR.

††† For remote override, order accessory #ET7232M (flush or raintight) or #ET7232M1 (surface mount).

First Generation	Water Heater		Low Cost 24 Hour w/ 3R		24 Hour					
	EH10	EH40	EPI01CP3	EPI04CP3	ETI00C	ETI01C	ETI02C	ETI03C	ETI04C	ETI05C
Independent Circuit(s)	1	1	1	1	1	1	1	1	1	1
Switch	SPST	DPST	SPST	DPST	SPST	SPST	SPST	DPST	DPST	SPDT
Power Input	120V	240V	120V	240V	120V	120V	120–277V	120V	120–277V	120V
Program Events	12	12	8	8	8	8	8	8	8	8
3-Year Battery Backup	•	•	•	•	•	•	•	•	•	•
Amps	30	30	30	30	30	30	30	30	30	30
HP 240V (Watts)		(7200)	2	2	2	2	2	2	2	2
HP 120V (Watts)	(3600)		1	1	1	1	1	1	1	1
Enclosure	NEMA 1	NEMA 1	NEMA 3R	NEMA 3R	NEMA 1	NEMA 1	NEMA 1	NEMA 1	NEMA 1	NEMA 1

First Generation	7 Day						7 Day with Features						Inwall 7 Day/24 hr
	ETI71C	ETI71CR	EI73C	EI74C	ETI75C	ET279C	ET715C	ET718C	ET728C	ET799C	ET716CK	EI20/EI40	
Independent Circuit(s)	1	1	1	1	1	2	1	1	1	1	1	1	
Switch	SPST	SPST	DPST	DPST	SPDT	SPST	SPST	4PDT	4PDT	2PST	DPDT	SP & 3 way	
Power Input	120V	120V	120V	240V	120V	120V	120V	120V	120V	120V	120/240/277V	12–277V	
Special Features						Pulse Output		Multi-Zone	Soft Start	Pulse Output	Photo Sensor	Prog./Countdown	
Program Events*	20	20	20	20	20	20	28	28	28	28	28	6/NA	
Battery Backup	3 yr	3 yr	3 yr	3 yr	3 yr	3 yr	5 yr	5 yr	5 yr	5 yr	5 yr	3 yr	
Amps	30	30	30	30	30	30	5	5	5	5	5	16	
HP 240V¹	2	2	2	2	2	2						2	
HP 120V¹	1	1	1	1	1	1						1	
Enclosure	NEMA 1	NEMA 3R	NEMA 1	NEMA 1	NEMA 1	NEMA 1	NEMA 1	NEMA 1	NEMA 1	NEMA 1	NEMA 1	wall mount	

### Lighting Control Panels

SM Series Lighting Control Panels provide control for billboards or other lighting control applications. They include an electronic or mechanical time switch, a main disconnect and up to nine 20 Amp 120V breakers. One and two circuit models are available as are photo control, lightning arrester and stainless enclosure options. Request Form # 300SM10001 for more information.



Intermatic Incorporated  
Spring Grove, Illinois 60081-9698

[www.intermatic.com](http://www.intermatic.com)  
[www.energycontrols.com](http://www.energycontrols.com)

©2002 Intermatic, Inc.  
Printed in U.S.A. 300ET10011