

The First and Only...

Multi-Voltage General Purpose Time Switch

GM40

NOW
40 AMPS!

Standard Features... All in One Model!

- 40 Amp Rating
- Multi-Voltage: 120, 208/240, or 277 VAC
- SPDT and DPDT ALL-IN-ONE!
- NEMA 3R Outdoor Enclosure is Standard
- No Tools Required
- Power and Status LED Indicators
- Real-Time Clock Face
- Ground Lug and more.....



TimeMaster

One Timer is All You Need!

GM40

TimeMaster

The only electromechanical general purpose time switch with multi-voltage selection, 40 AMP rating, SPDT and DPDT contacts, and an indoor/outdoor NEMA 3R enclosure.

All Standard in One Model for One Low Price.

NEW Amber and Green LED Lights Indicate Power and Status

NEW Easy Multi-Voltage Field Adjustable DIP Switch for 120, 208/240, or 277 VAC

NEW New Compact VALOX® NEMA 3R Outdoor Enclosure is Standard

NEW Large Screw Terminals for Easy Wiring #8 AWG

NEW Ground Lug Termination

Captive Trippers Can't Be Lost

Independently Adjustable Trippers at 15 Minute Intervals (2 hrs. for 7-day model)

Real-Time Clock Face with ON/OFF/AUTO Override Switch

NEW NO TOOLS REQUIRED! Our "GUTS" simply snap into existing Grasslin or Intermatic enclosures

NEW 40 Amp Rated Contacts

NEW Moisture Resistant Conformal Coated Board

UL US 8527 File #E83486 Covered by U.S. Patent #6,563,237

GM40 – 120, 208/240 or 277 Volts – The only one to stock.

SPECIFIERS GUIDE

Furnish and install a GM40 _ Multi-Volt Series 24 hour or (7 day) time switch with captive trippers and quartz or synchronous drive. Input voltage shall be 120, 208/240 or 277VAC selectable via simple to set DIP switch. All units shall incorporate both SPDT and DPDT contacts that shall be rated at 40A, 2 HP @ 277V. To set the starting time and to provide time indication, the unit shall have an authentic clock face with hour and minute hands. LED indicators shall provide Power and Status feedback. Enclosure shall be NEMA 3R suitable for both indoor or outdoor installation. Time switch shall contain an OFF/AUTO/ON manual override.

For Carry-over: The time switch shall have a quartz drive with 7 day reserve carry-over.

ELECTRICAL RATINGS:

N.O. Contacts:

40A Resistive @ 120~277VAC
1HP, 16FLA, 90LRA @ 120VAC
2HP, 12FLA, 52LRA @ 208~277VAC
30A Ballast @ 120VAC
20A Ballast @ 277VAC
15A Tungsten @ 120VAC
300VA Pilot Duty 120~240VAC

N.C. Contacts:

30A Resistive @ 120~277VAC
1HP, 12FLA, 30LRA @ 120VAC
2HP, 10FLA, 30LRA @ 240VAC
2A Tungsten @ 120VAC
10A Ballast @ 277VAC

The First Multi-Voltage Electromechanical Time Switch!

GM40 Multi-Volt Cross Reference

GM40 24 Hour

Tork	Paragon
1101	P101
1102	4001-00
8001	4002-71
8004	4005-00
1101-N	P101P
1102-N	4011-00(P)
8001-N	
8004-N	
1101	P103
1102	P104
1103	4003-00
1104	4004-71
1101-N	P103P
1102-N	P104P
1103-N	4011-00(P)
1104-N	4013-00
8002N	4014-71
8042N	

GM40W 7 Day

Tork	Paragon
7100	P101-S
7102	1015-00RS
7120	1015-00RSB
7122	42011-00
W100	42011-20
W120	4005-00S
4005-00SB	
8004	4006-71S
8007	
8008	
7200	4003-00S
7202	4003-00S
7220	4004-71S
7222	4013-SS0
W200	4014-71S
W202	P103-S
W220	P103-PS
W222	P104-S
P104-PS	
42013-00	
42013-20	
7008-00	
7008-71	
W400A/402A	

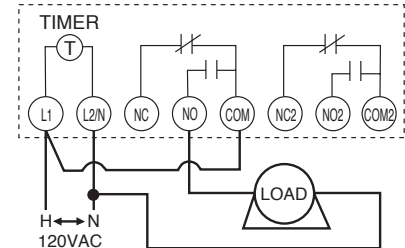
All GM40 models are available with Battery Backup (200 hours carryover) and/or Metal Enclosure.

GM40 Series Ordering Data

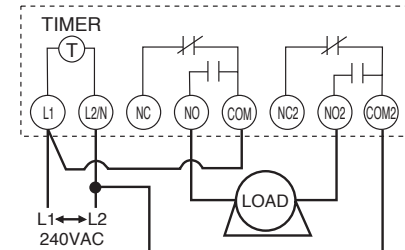
MODEL	VOLTAGE	OUTPUT	BATTERY BACKUP
24-Hour Electromechanical, Multi-Voltage, SPDT/DPDT, NEMA 3R Outdoor Enclosure			
GM40	120, 208~240, 277VAC	40A DPDT	—
GM40Q	120, 208~240, 277VAC	40A DPDT	Yes
7-Day (Skip-A-Day/Weekly) Electromechanical, Multi-Voltage, SPDT/DPDT, NEMA 3R Outdoor Enclosure			
GM40W	120, 208~240, 277VAC	40A DPDT	—
GM40QW	120, 208~240, 277VAC	40A DPDT	Yes
24-Hour/7-Day Electronic, SPDT/DPDT, NEMA 3R Outdoor Enclosure			
GM40E-120	120VAC	40A DPDT	Yes
GM40E-240	208~240VAC	40A DPDT	Yes
GM40E-277	277VAC	40A DPDT	Yes
24-Hour Electromechanical, Multi-Voltage, SPDT/DPDT, Mechanism Only			
GM40-M	120, 208~240, 277VAC	40A DPDT	—
GM40Q-M	120, 208~240, 277VAC	40A DPDT	Yes
7-Day (Skip-A-Day/Weekly) Electromechanical, Multi-Voltage, SPDT/DPDT, Mechanism Only			
GM40W-M	120, 208~240, 277VAC	40A DPDT	—
GM40QW-M	120, 208~240, 277VAC	40A DPDT	Yes
24-Hour/7-Day Electronic, SPDT/DPDT, Mechanism Only			
GM40E-M-120	120VAC	40A DPDT	Yes
GM40E-M-240	208~240VAC	40A DPDT	Yes

GM40 Wiring Diagrams

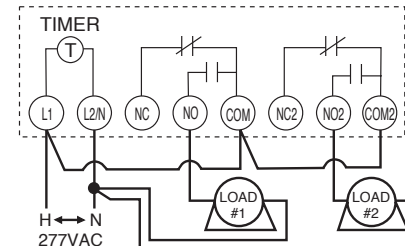
Typical Wiring Diagram (120VAC Application)



Typical Wiring Diagram (240VAC Application)



Typical Wiring Diagram (277VAC Application)



Also Available from Intermatic

PC Series Lighting Controls

Photo-Electric Switches with Adjustable Light Sensor



Features

- Single channel (PC1) or Dual channel (PC2) models available
- Single channel unit for 1 light level set point
- Dual channel for 2 separate light level set points
- Adjustable dial for foot-candle settings
- Includes remote light sensor with lifetime warranty
- 16 Amp switch rating
- DIN Rail/Surface mount or in our NEMA 3R Outdoor Enclosure

PC and PC Digi Series Applications

- Parking Lights
- Warehouse
- Perimeter Lighting
- Schools
- Retail Stores
- 24-Hour Convenience Stores

PC Digi Series Lighting Controls

24-Hour and 7-Day Combination Time Switch with Adjustable Light Sensor



Features

- Single or two channel
- 16A switch rating
- Battery backup
- Dual level control for dim or bright light
- Remote sensor
- Automatic Daylight Savings time changeover

ET724 Electronic In-Wall Timer

24-Hour / 7-Day



Profile

Features

- Sleek profile
- Easy to program
- Single push-button control
- Mounts in standard wall box
- Built-in rechargeable battery never needs replacement
- LCD display
- Flush mounted design
- Non-volatile memory
- Captive cover plate
- UL Listed and CSA Approved

KM2 Electromechanical In-Wall Timer

24-Hour



Features

- Captive trippers with 20 minute switching interval (2-1/3 hr. for 7 day)
- SPST 20A, 1HP @ 120V switch
- Replaces standard wall switches
- Multiple plates available
- Reliable synchronous timer motor
- Easy wiring and installation