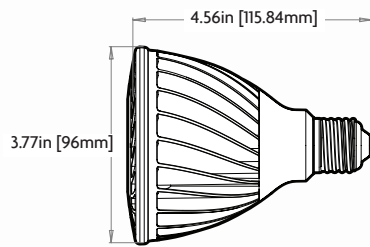
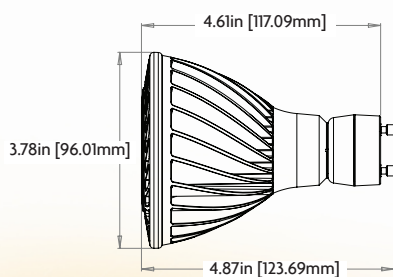


PAR30

HIGH EFFICACY



E26 BASE



GU24 BASE

12 watts – 84% more efficient, up to 75 watt Halogen lamps or Incandescent lamps.

- Up to three unique beam distributions for application flexibility.
- Maintenance free operation, lasts up to 16 times longer than incandescent lighting.
- Superior thermal management allows for usage in recessed luminaires.
- Centralized optical package provides high quality point source beam versus pixilated designs.


LightingScience[®]
Welcome to the Light Ages[™]

©2012 Lighting Science Group Corporation. All rights reserved.



877-999-5742 | www.lsgc.com
1227 South Patrick Drive | Satellite Beach, FL 32937

DEFINITY™ PAR30 High Efficacy

Part Number	Base Type	Wattage	Beam Angle ³	Lumens	Voltage	Efficacy	CRI	CBCP
DFN 30 NW HI FL 120	E26/GU24	12W	40	775	120	65	83	1321
DFN 30 WW HI FL 120	E26/GU24	12W	40	750	120	63	83	1277
DFN 30 W27 HI FL 120	E26/GU24	12W	40	725	120	60	83	1233
DFN 30 CW HI FL 120	E26/GU24	12W	40	795	120	66	67	1365
DFN 30 NW HI NFL 120	E26/GU24	12W	25	775	120	65	83	3654
DFN 30 WW HI NFL 120	E26/GU24	12W	25	750	120	63	83	3634
DFN 30 W27 HI NFL 120	E26/GU24	12W	25	725	120	60	83	2910
DFN 30 CW HI NFL 120	E26/GU24	12W	25	795	120	66	67	3222
DFN 30 NW HI SP 120	E26/GU24	12W	15	775	120	65	83	4601
DFN 30 WW HI SP 120	E26/GU24	12W	15	750	120	63	83	4448
DFN 30 W27 HI SP 120	E26/GU24	12W	15	725	120	60	83	4294
DFN 30 CW HI SP 120	E26/GU24	12W	15	795	120	66	67	4754

NFL: Narrow Flood FL: Flood NSP: Narrow Spot NW: Neutral White WW: Warm White W27: Warm White 2700K CW: Cool White CBCP: Center Beam Candle Power

ORDERING INFORMATION \ \ DFN 30 WW HI FL 120

Family	Product	Color (CCT)	Light Output	Distribution	Voltage	Base
DFN Definity	30 PAR30	W27 Warm White 2700K	HI High Efficacy	FL Flood	120 120 Volt	(leave blank for E26 base)
		WW Warm White 3000K		NFL Narrow Flood		GU24 GU24
		NW Neutral White 4000K		SP Spot		
		CW Cool White 5000K				
NORTH AMERICAN CERTIFICATIONS		ENVIRONMENT		PAR30 & PAR30 Hi-Output Diameter & MOL		
				E26 MOL: 4.56in, 115.84mm		GU24 MOL: 4.87in, 123.69mm
				E26 Diameter: 3.77in, 96mm		GU24 Diameter: 3.78in, 96.01mm

Standard Halogen

Wattage
75W

Lifetime
3,000 hrs



Up to **84%** energy savings



PAR30 High Efficacy

Wattage
12W

Lifetime
Up to 50,000 hrs