



## Sustainability policy at Philips Lighting:

Philips Lighting is committed to providing lighting solutions that improve people's lives and are environmentally sound. This philosophy is a cornerstone of our sustainability policy, which balances social, environmental and economic action.

# COMPACT FLUORESCENT LAMPS

## Energy Saver Twisters

Watts	Inc. Equiv. Watts	Bulb	Base	Product Number	Symbols, Footnotes	Ordering Code	Pkg. Type	Case Qty.	MOL (In.)	Rated Avg. Life (Hrs.) (230)	Approx. Initial Lumens (231)	CRI
<b>ENERGY SAVER TWISTER</b>												
5	25	Twister	Med.	14792-6	\$T	EL/mdT 5W	Box	6	4	8000	250	82
9	40	Twister	Med.	14793-4	\$T	EL/mdT 9W	Box	6	4 $\frac{1}{4}$	8000	550	82
11	40	Twister	Med.	13804-0	\$■	EL/mdT 11W	Box	6	4 $\frac{1}{6}$	8,000	675	82
				13991-5	\$■	BC-EL/mdT 11W	Blister	6	4 $\frac{1}{6}$	8000	675	82
13	60	Twister	Med.	15638-0	\$■†	EL/mdT 13W	Box	6	4 $\frac{1}{2}$	10,000	900	82
				14786-8	\$T	EL/mdT 13W 4K	Box	6	4 $\frac{1}{4}$	10,000	900	82
				14787-6	\$T	EL/mdT 13W 5K	Box	6	4 $\frac{1}{4}$	10,000	900	82
				20907-2	\$■†	BC-EL/mdT 13W	Blister	6	4 $\frac{1}{2}$	10,000	900	82
				21929-5	\$■†	BC-EL/mdT 13W 3PK	Blister	6	4 $\frac{1}{2}$	10,000	900	82
18	75	Twister	Med.	20286-1	\$†	EL/mdT 18W	Box	6	5 $\frac{1}{2}$	10,000	1250	82
19	75	Twister	Med.	20909-8	\$■†	BC-EL/mdT 19W	Blister	6	4 $\frac{1}{6}$	10,000	1200	82
23	100	Twister	Med.	15697-5	\$■†	EL/mdT 23W	Box	6	4 $\frac{1}{2}$	10,000	1600	82
				20910-6	\$■†	BC-EL/mdT 23W	Blister	6	4 $\frac{1}{2}$	10,000	1600	82
				20587-2	\$■†	BC-EL/mdT 23W 3PK	Blister	6	4 $\frac{1}{2}$	10,000	1600	82
27	100	Twister	Med.	13715-8	\$■	EL/mdT 27W	Box	6	5 $\frac{1}{6}$	10,000	1750	82
				14788-4	\$T	EL/mdT 27W 4K	Box	6	5 $\frac{1}{4}$	10,000	1850	82
				14789-2	\$T	EL/mdT 27W 5K	Box	6	5 $\frac{1}{4}$	10,000	1850	82
32	100	Twister	Med.	15639-8	\$■†	EL/mdT 32W	Box	5	5 $\frac{1}{2}$	10,000	2200	82
42	150	Twister	Med.	13948-5	\$T	EL/dT42W	Box	6	7 $\frac{1}{2}$	10,000	2800	82
				13947-7	\$T	BC-EL/dT 42W	Blister	6	7 $\frac{1}{2}$	10,000	2800	82
<b>ENERGY SAVER THREE-WAY</b>												
11-23-34	50-100-150	Twister	Med.	21486-6	\$T†	BC-Helix Twist EL/3W 11-23-34	Blister	6	7	10,000	700-1500-2200	82
				21193-8	\$T†	Helix Twister EL/3W 11-23-34	Box	6	7	10,000	700-1500-2200	82

For the most current product information, go to the e-catalog on [www.philips.com](http://www.philips.com)  
Compact fluorescent symbols and footnotes located on page 86



# COMPACT FLUORESCENT LAMPS

## Energy Saver GU24, Genie, Soft White and Reflectors

Watts	Inc. Equiv. Watts	Bulb	Base	Product Number	Symbols, Footnotes	Ordering Code	Pkg. Type	Case Qty.	MOL (In.)	Rated Avg. Life (Hrs.) (230)	Approx. Initial Lumens (231)	CRI
<b>ENERGY SAVER UNIVERSAL GENIE</b>												
14	60	SLS Genie	Med.	21053-4	\$ T †	14W Genie Pro Pack 6PK	Box	4	5 1/4	8000	800	82
18	75	SLS Genie	Med.	21055-9	\$ †	18W Genie Pro Pack 6PK	Box	4	5 1/4	8000	1100	82
<b>ENERGY SAVER GU24 BASE TWISTER *AVAILABLE AUGUST 2008</b>												
13	60	GU24 Twist	GU24	22285-1	\$ †	EL/mdT 13W GU24	Box	6	3 3/8	10,000	900	82
18	75	GU24 Twist	GU24	22286-9	\$ †	EL/mdT 18W GU24	Box	6	3 3/8	10,000	1200	82
23	100	GU24 Twist	GU24	22287-7	\$ †	EL/mdT 23W GU24	Box	6	4 1/8	10,000	1600	82
<b>ENERGY SAVER SOFT WHITE PLUS</b>												
9	40	SWP	Med.	15699-1	\$ ■ †	EL/A SWP 9W	Box	6	4 1/4	8000	450	82
				21207-6	\$ ■ †	BC-EL/A SWP 9W	Blister	4	4 1/4	8000	450	82
14	60	SWP	Med.	15700-8	\$ ■ †	EL/A SWP 14W	Box	6	4 3/8	8000	800	82
				21208-4	\$ ■ †	BC-EL/A SWP 14W	Blister	4	4 3/8	8000	800	82
				21209-2	\$ ■ †	BC-EL/A SWP 14W 3PK	Blister	4	4 3/8	8000	800	82
				21214-2	\$ †	BC-EL/A SWP 14W Bug-A-Way®	Blister	4	4 3/8	8000	600	N/A
				20371-1	\$ †	EL/A SWP 14W Bug-A-Way	Box	6	4 3/8	8000	600	N/A
20	75	SWP	Med.	20080-8	\$ T †	EL/A SWP 20W	Box	6	5 1/2	8000	1100	82
<b>ENERGY SAVER REFLECTOR FLOOD</b>												
14	50	R20	Med.	15701-6	\$ ■ †	EL/A R20 14W	Box	6	4 3/8	8000	500	82
				21215-9	\$ ■ †	BC-EL/A R20 14W	Blister	3	4 3/8	8000	500	82
				21219-1	\$ ■ †	BC-EL/A R20 14W 2PK	Blister	3	4 3/8	8000	500	82
15	75	R30	Med.	15703-2	\$ ■ †	EL/A R30 15W	Box	6	5 1/4	8000	750	82
16	75	R30	Med.	21220-9	\$ ■	BC-EL/A R30 16W	Blister	2	5 1/8	8000	750	82
				15279-3	\$ ■	BC-EL/A R30 16W 2PK	Blister	2	5 1/8	8000	750	82
23	120	R40	Med.	15702-4	\$ ■ †	EL/A R40 23W	Box	6	6 1/2	8000	1300	82
				21223-3	\$ ■ †	BC-EL/A R40 23W	Blister	2	6 1/2	8000	1250	82
				90	PAR38	Med.	15715-6	\$ ■ †	EL/A PAR38 23W	Box	6	6 1/2
21240-7	\$ ■ †	BC-EL/A PAR38 23W	Blister				2	6 1/2	8000	1250	82	
<b>ENERGY SAVER DIMMABLE REFLECTOR FLOOD</b>												
16	65	R30 Dim	Med.	13707-5	\$ ■	EL/A R30 16W DIMM	Box	6	5 1/2	8000	630	82
20	75	R40 Dim	Med.	13708-3	\$ ■	EL/A R40 20W DIMM	Box	6	6 1/2	8000	900	82
				PAR38 Dim	Med.	14644-9	\$ ■	EL/A PAR38 20W DIMM	Box	6	6 1/2	8000

For the most current product information, go to the e-catalog on [www.philips.com](http://www.philips.com)  
Compact fluorescent symbols and footnotes located on page 86



# COMPACT FLUORESCENT LAMPS

## Energy Saver Decorative

Watts	Inc. Equiv. Watts	Bulb	Base	Product Number	Symbols, Footnotes	Ordering Code	Pkg. Type	Case Qty.	MOL (In.)	Rated Avg. Life (Hrs.) (230)	Approx. Initial Lumens (231)	CRI
<b>ENERGY SAVER FAN</b>												
5	25	Fan	Med.	15698-3	\$ T †	EL/A FAN 5W	Box	6	3 3/8	8000	215	82
				21251-4	\$ ■ †	BC-EL/A FAN 5W	Blister	4	3 3/8	8000	215	82
				21252-2	\$ ■ †	BC-EL/A FAN 5W 3PK	Blister	4	3 3/8	8000	215	82
9	40	Fan	Med.	21248-0	\$ ■ †	BC-EL/A FAN 9W	Blister	4	4 1/8	8000	450	82
				21250-6	\$ ■ †	BC-EL/A FAN 9W 3PK	Blister	4	4 1/8	8000	450	82

<b>ENERGY SAVER CANDLE</b>												
5	25	mCan Can	Cand. Med.	14791-8	\$	EL/A mCan 5W mCan	Box	6	5 3/8	6000	200	82
				14790-0	\$	EL/A mCan 5W Can	Box	6	4 1/2	6000	200	82
9	40	mCan	Cand.	20284-6	\$	EL/A mCan 9W	Box	6	4 3/8	8000	425	82
				21243-1	\$	BC-EL/A mCan 9W	Blister	4	4 3/8	8000	425	82
				21783-6	\$	BC-EL/A mCan 9W 3PK	Blister	4	4 3/8	8000	425	82
		Can	Med.	20280-4	\$ †	EL/A Can 9W	Box	6	4 3/8	8000	425	82
				21244-9	\$ †	BC-EL/A Can 9W	Blister	4	4 3/8	8000	425	82
				21245-6	\$ †	BC-EL/A Can 9W 3PK	Blister	4	4 3/8	8000	425	82

<b>ENERGY SAVER GLOBE</b>												
9	40	G16 1/2	Med.	15717-2	\$ ■ †	EL/A G18 9W	Box	6	3 3/8	8000	400	82
				21237-3	\$ ■ †	BC-EL/A G18 9W	Blister	4	3 3/8	8000	400	82
				21238-1	\$ ■ †	BC-EL/A G18 9W 3PK	Blister	4	3 3/8	8000	400	82
		G25	Med.	15718-0	\$ ■ †	EL/A G25 9W	Box	6	4 1/8	8000	500	82
				21232-4	\$ ■ †	BC-EL/A G25 9W 3PK	Blister	4	4 1/8	8000	500	82
				21224-1	\$ ■ †	BC-EL/A G25 9W	Blister	4	4 1/8	8000	500	82
16	60	G30	Med.	21106-0	\$ T †	EL/A G30 16W	Box	6	5 1/2	8000	900	82
23	75	G40	Med.	21107-8	\$ T †	EL/A G40 23W	Box	6	6	8000	1400	82

For the most current product information, go to the e-catalog on [www.philips.com](http://www.philips.com)  
Compact fluorescent symbols and footnotes located on page 86



EL/A FAN  
Med.



EL/A mCan  
Cand.



EL/A Can  
Med.



EL/A G16 1/2  
Med.



EL/A G25  
Med.



EL/A G30  
Med.



EL/A G40  
Med.

# COMPACT FLUORESCENT LAMPS

## Energy Saver Outdoor, Universal and Circline

Watts	Inc. Equiv. Watts	Bulb	Base	Product Number	Symbols, Footnotes	Ordering Code	Pkg. Type	Case Qty.	MOL (In.)	Rated Avg. Life (Hrs.) (230)	Approx. Initial Lumens (231)	CRI
<b>ENERGY SAVER OUTDOOR</b>												
14	60	Outdoor	Med.	21246-4	\$ ■ †	BC-EL/O Outdoor Post 14W	Blister	4	5%	8000	720	82
				20285-3	\$ ■ †	EL/O Outdoor Post 14W	Box	6	5%	8000	720	82
23	90	PAR38	Med.	15716-4	\$ ■ †	EL/A PAR38 23W 2-piece	Box	6	4½	10,000	1300	82
<b>ENERGY SAVER UNIVERSAL</b>												
14	60	SLS	Med.	14691-0	\$ ■ ●	Universal 14W ALTO	Box	6	4½	12,000	860	82
20	75	SLS	Med.	13077-3	\$ T ●	Universal 20W ALTO	Box	6	5%	15,000	1200	82
25	100	SLS	Med.	13574-9	\$ T ●	Universal 25W ALTO	Box	6	6%	15,000	1750	82
34	120	SLS	Med.	37082-5	\$ ■ ●	Universal 34W Table ALTO	Box	6	6%	7000	2100	82
<b>ENERGY SAVER CIRCLINE ADAPTER SYSTEM</b>												
32	135	FC7T5	Med.	15719-8	\$ T †	32W Two Piece Circline	Box	4	5½	12,000	2200	82
40	150	FC9T5	Med.	15720-6	\$ T †	40W Two Piece Circline	Box	4	7½	12,000	2800	82

For the most current product information, go to the e-catalog on [www.philips.com](http://www.philips.com)  
 Compact fluorescent symbols and footnotes located on page 86



EL/O Outdoor Med.

EL/A PAR38 2-Piece Med.

Universal Med.

32W Circline Med.

40W Circline Med.

# COMPACT FLUORESCENT LAMPS

## Energy Saver Base Types and Bulb Shapes

### Energy Saver Compact Fluorescent Base Types (Not Actual Sizes)



Med.  
Medium



Cand.  
Candelabra



GU24

### Energy Saver Compact Fluorescent Bulb Shapes (Not Actual Sizes)



EL/mdT



EL/DT




EL/3W




GU24



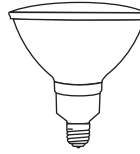
EL/A R20



EL/A R30



EL/A R40



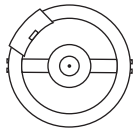
EL/A PAR38



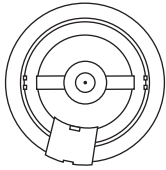
EL/A FAN



EL/A SWP



FC7T5



FC9T5



EL/A  
Can



EL/A  
mCan



EL/A G16½



EL/A G25



EL/A G30



EL/A G40




EL/O



EL/A  
SWP BAW



SLS  
EL/T



Genie