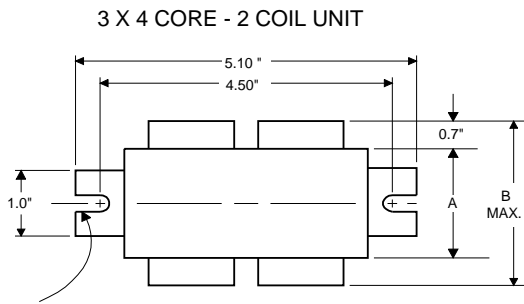
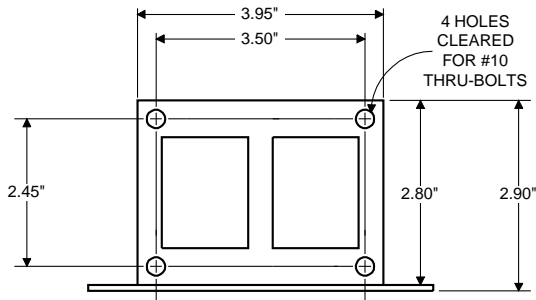


DIMENSIONS AND DATA



0.25" WIDE
2 SLOTS



INPUT VOLTS	480				
CIRCUIT TYPE	CWA				
POWER FACTOR (min)	90%				
REGULATION					
Line Volts	±10%				
Lamp Watts	WITHIN TRAPEZOID				
LINE CURRENT (Amps)					
Operating.....	0.44				
Open Circuit.....	0.20				
Starting.....	0.30				
UL TEMPERATURE RATINGS					
Insulation Class	H(180°C)				
Coil Temperature Code	1029	B			
MIN. AMBIENT STARTING TEMP.	-20°F or -30°C				
NOM. OPEN CIRCUIT VOLTAGE	180				
INPUT VOLTAGE AT LAMP DROPOUT.....	360				
INPUT WATTS	188				
RECOMMENDED FUSE (Amps).....	2				
CORE and COIL					
Dimension (A)	2.50				
Dimension (B)	3.80				
Weight (lbs.)	8.5				
Lead Lengths	12"				
CAPACITOR REQUIREMENT					
Microfarads	20.0				
Volts (min.)	280				
Fault Current Withstand (amps)					
60 Hz TEST PROCEDURES (Refer to Philips Lighting Electronics N.A. TEST Procedure for HID Ballasts - Form 127 High Potential Test (Volts)					
1 minute	2000				
2 seconds	2500				
Open Circuit Voltage Test (Volts)	165-200				
Short-Circuit Current Test (Amps)					
Secondary Current	2.20-2.70				
Input Current.....	0.20-0.30	-	-	-	-

Capacitor: 7C200P33-R



Capacitance: 20
Dia/Oval Dim: 1.75
Height: 3.75
Temp Rating: 105°C



Wiring Diagram:

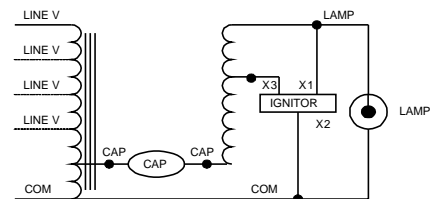


Fig. M

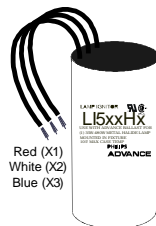
Typical Ordering Information

(please call Philips Lighting Electronics N.A. for suffix availability)

Order Suffix

Description

Ignitor: LI501-H4



Red (X1)
White (X2)
Blue (X3)

Ballast to Lamp Distance
(BTL) = 2 feet
Temp Rating: 105°C

Data is based upon tests performed by Philips Lighting Electronics N.A. in a controlled environment and is representative of relative performance. Actual performance can vary depending on operating conditions. Specifications are subject to change without notice.

PHILIPS LIGHTING ELECTRONICS N.A.

10275 WEST HIGGINS ROAD · ROSEMONT, IL 60018

Tel: 800-322-2086 · Fax: 888-423-1882 · www.philips.com/advance

Customer Support/Technical Service: 800-372-3331 · OEM Support: 866-915-5886