

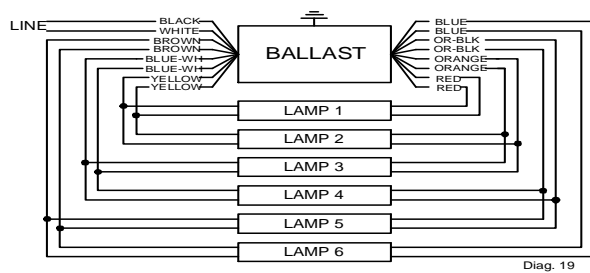
PHILIPS ADVANCE

Electrical Specifications

VSB-1240-46-BL-TP	
Brand Name	SIGNPRO
Ballast Type	Magnetic Sign
Starting Method	Rapid Start
Lamp Connection	Series
Input Voltage	277
Input Frequency	60 HZ
Status	Active

Lamp Type	Num. of Lamps	Rated Lamp Watts	Min. Start Temp (°F/°C)	Input Current (Amps)	Input Power (Watts)	Ballast Factor	MAX THD %	Power Factor	Lamp Current Crest Factor	B.E.F.
* (2) F96 + (4) F72T12/HO	6	110	-20/-29	1.69	462	0.78	15	0.99	1.6	0.17
F36T12/HO	4	50	-20/-29	1.04	195	0.75	35	0.68	1.9	0.38
F48T12/HO	5	60	-20/-29	1.17	277	0.78	20	0.86	1.8	0.28
F72T12/HO	5	85	-20/-29	1.39	377	0.77	10	0.98	1.7	0.20

Wiring Diagram

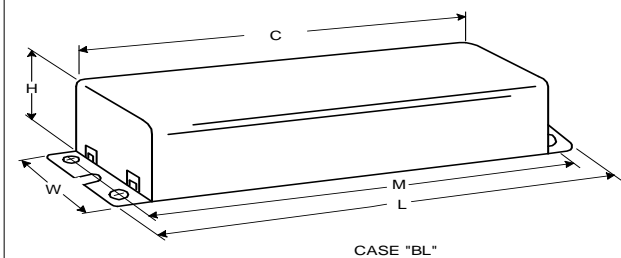


The wiring diagram that appears above is for the lamp type denoted by the asterisk (*)

Standard Lead Length (inches)

	in.	cm.		in.	cm.
Black	24	61	Yellow/Blue		0
White	24	61	Blue/White	50	127
Blue	50	127	Brown	50	127
Red	80	203.2	Orange	50	127
Yellow	70	177.8	Orange/Black	50	127
Gray		0	Black/White		0
Violet		0	Red/White		0

Enclosure



Enclosure Dimensions

OverAll (L)	Width (W)	Height (H)	Mounting (M)
19.1875 "	3.1875 "	2.6875 "	18.625 "
19 3/16	3 3/16	2 11/16	18 5/8
48.7 cm	8.1 cm	6.8 cm	47.3 cm



Revised 05/05/04

Data is based upon tests performed by Philips Lighting N.A in a controlled environment and representative of relative performance. Actual performance can vary depending on operating conditions. Specifications are subject to change without notice. All specifications are nominal unless otherwise noted.

Philips Lighting Electronic N.A

10275 West Higgins Road Rosemont, IL 60018 Tel.: 800-322-2086 Fax: 888-432-1882
Customer Support/Technical Service: 800-372-3331 · OEM Support: 866-915-5886

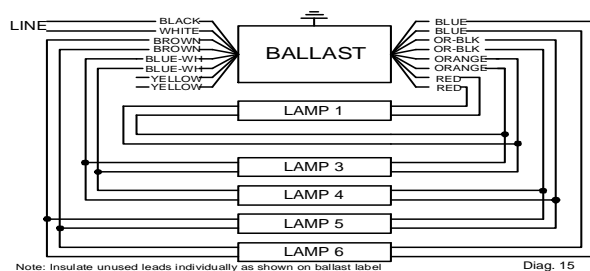
PHILIPS ADVANCE

Electrical Specifications

VSB-1240-46-BL-TP	
Brand Name	SIGNPRO
Ballast Type	Magnetic Sign
Starting Method	Rapid Start
Lamp Connection	Series
Input Voltage	277
Input Frequency	60 HZ
Status	Active

Lamp Type	Num. of Lamps	Rated Lamp Watts	Min. Start Temp (°F/C)	Input Current (Amps)	Input Power (Watts)	Ballast Factor	MAX THD %	Power Factor	Lamp Current Crest Factor	B.E.F.
(2) F96 + (4) F72T12/HO	6	110	-20/-29	1.69	462	0.78	15	0.99	1.6	0.17
F36T12/HO	4	50	-20/-29	1.04	195	0.75	35	0.68	1.9	0.38
F48T12/HO	5	60	-20/-29	1.17	277	0.78	20	0.86	1.8	0.28
* F72T12/HO	5	85	-20/-29	1.39	377	0.77	10	0.98	1.7	0.20

Wiring Diagram



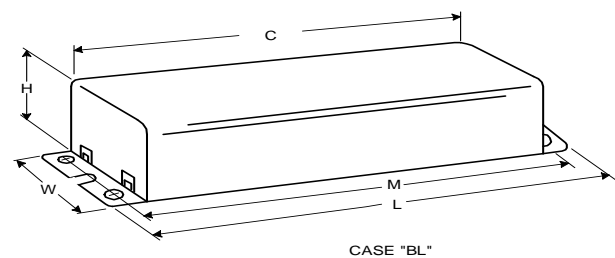
The wiring diagram that appears above is for the lamp type denoted by the asterisk (*)

Standard Lead Length (inches)

	in.	cm.
Black	24	61
White	24	61
Blue	50	127
Red	80	203.2
Yellow	70	177.8
Gray		0
Violet		0

	in.	cm.
Yellow/Blue		0
Blue/White	50	127
Brown	50	127
Orange	50	127
Orange/Black	50	127
Black/White		0
Red/White		0

Enclosure



Enclosure Dimensions

OverAll (L)	Width (W)	Height (H)	Mounting (M)
19.1875 "	3.1875 "	2.6875 "	18.625 "
19 3/16	3 3/16	2 11/16	18 5/8
48.7 cm	8.1 cm	6.8 cm	47.3 cm



Revised 05/05/04

Data is based upon tests performed by Philips Lighting N.A in a controlled environment and representative of relative performance. Actual performance can vary depending on operating conditions. Specifications are subject to change without notice. All specifications are nominal unless otherwise noted.

Philips Lighting Electronic N.A

10275 West Higgins Road Rosemont, IL 60018 Tel.: 800-322-2086 Fax: 888-432-1882
Customer Support/Technical Service: 800-372-3331 · OEM Support: 866-915-5886

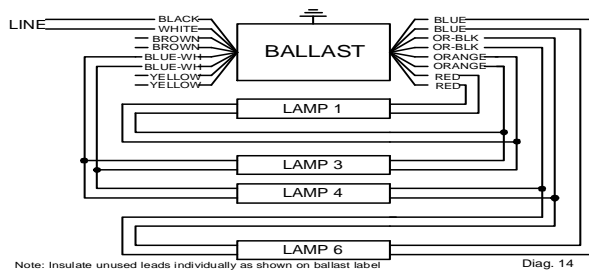
PHILIPS ADVANCE

Electrical Specifications

VSB-1240-46-BL-TP	
Brand Name	SIGNPRO
Ballast Type	Magnetic Sign
Starting Method	Rapid Start
Lamp Connection	Series
Input Voltage	277
Input Frequency	60 HZ
Status	Active

Lamp Type	Num. of Lamps	Rated Lamp Watts	Min. Start Temp (°F/C)	Input Current (Amps)	Input Power (Watts)	Ballast Factor	MAX THD %	Power Factor	Lamp Current Crest Factor	B.E.F.
(2) F96 + (4) F72T12/HO	6	110	-20/-29	1.69	462	0.78	15	0.99	1.6	0.17
* F36T12/HO	4	50	-20/-29	1.04	195	0.75	35	0.68	1.9	0.38
F48T12/HO	5	60	-20/-29	1.17	277	0.78	20	0.86	1.8	0.28
F72T12/HO	5	85	-20/-29	1.39	377	0.77	10	0.98	1.7	0.20

Wiring Diagram

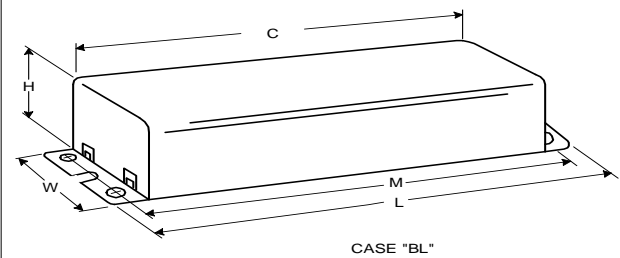


The wiring diagram that appears above is for the lamp type denoted by the asterisk (*)

Standard Lead Length (inches)

	in.	cm.		in.	cm.
Black	24	61	Yellow/Blue		0
White	24	61	Blue/White	50	127
Blue	50	127	Brown	50	127
Red	80	203.2	Orange	50	127
Yellow	70	177.8	Orange/Black	50	127
Gray		0	Black/White		0
Violet		0	Red/White		0

Enclosure



Enclosure Dimensions

OverAll (L)	Width (W)	Height (H)	Mounting (M)
19.1875 "	3.1875 "	2.6875 "	18.625 "
19 3/16	3 3/16	2 11/16	18 5/8
48.7 cm	8.1 cm	6.8 cm	47.3 cm



Revised 05/05/04

Data is based upon tests performed by Philips Lighting N.A in a controlled environment and representative of relative performance. Actual performance can vary depending on operating conditions. Specifications are subject to change without notice. All specifications are nominal unless otherwise noted.

Philips Lighting Electronic N.A

10275 West Higgins Road Rosemont, IL 60018 Tel.: 800-322-2086 Fax: 888-432-1882
Customer Support/Technical Service: 800-372-3331 · OEM Support: 866-915-5886