

## COLORMASTER PRO™ CERAMIC METAL HALIDE

PAR • MR16 • Bi-Pin • Double-Ended • EDX17



- **Long Life**  
Less frequent re-lamping reduces maintenance costs
- **Superior Lumen Maintenance**  
More usable light over time extends the useful life of the lamp
- **Low Color Shift**  
Produces consistent lighting over the life of the lamp
- **High CRI**  
More accurately reproduces colors
- **Shorter Warm-up & Hot Re-strike Time**  
Maximum light output with little delay
- **No Kr85**  
No radioactive krypton used to aid starting
- **Superior Arc Tube Ceramics**  
Results in longer life, consistent color
- **Heavy gauge glass, metal and connections**  
Commercial grade lamps for long term durability and reliability
- **RoHS Compliant**



Selection. Solutions. Simplicity.

23220 W. 84th St., Shawnee, KS 66227 • Ph: 1.800.852.2217 • Fax: 1.913.441.6679 • Email: [eiko@eiko.com](mailto:eiko@eiko.com)  
EiKO CANADA: 81 King St., Barrie, Ontario L4N 6B5, Canada • Ph: 1.705.721.5189 • Fax: 1.705.721.7855

[www.eiko.com](http://www.eiko.com)

**ColorMaster PRO™ Bi-pin Lamps**

20-150 Watt \* GU6.5, G8 &amp; G12 Base \* 3000° &amp; 4100° K

Ordering Code	Watts	MOL	Life Hours	Approx Initial Lumens	Approx Mean Lumens	CT deg K	CRI	ANSI Ballast
CMP20/TC/930	20	80mm	10000	1750	1320	3000	90	M156/E
CMP20/TM/930	20	52mm	10000	1750	1320	3000	90	M156/E
CMP35/T6/930	35	110mm	12000	3700	3070	3000	90	M130/E
CMP35/T6/942	35	110mm	12000	3700	3070	4200	90+	M130/E
CMP35/TC/930	35	80mm	12000	3700	3070	3000	90	M130/E
CMP70/T6/930	70	110mm	12000	7200	5980	3000	90	M139/E
CMP70/T6/942	70	110mm	12000	7100	5890	4200	90+	M139/E
CMP70/TC/930	70	80mm	12000	7200	5980	3000	90	M139/E
CMP150/T6/930	150	110mm	12000	15000	12450	3000	90+	M142/E
CMP150/T6/942	150	110mm	10000	13000	9750	4000	95	M142/E

**ColorMaster PRO™ Double-Ended Lamps**

70 Watt \* Rx7S Base \* 3000° &amp; 4100° K

Ordering Code	Watts	MOL	Life Hours	Approx Initial Lumens	Approx Mean Lumens	CT deg K	CRI	ANSI Ballast
CMP70/TD/930	70	119mm	12000	6500	4875	3000	90	M139/M85/E
CMP70/TD/942	70	120mm	15000	7100	5890	4200	90+	M139/M85/E

**ColorMaster PRO™ EDX17 Lamps**

Coming Soon!

Ordering Code	Watts	MOL	Life Hours	Approx Initial Lumens	CT deg K	CRI	ANSI Ballast
CMP70/C/MP/3K	70	138	16,000	5400	3000	90+	M143/M98/O
CMP70/C/MP/4K	70	138	20,000	5200	4000	90+	M143/M98/O
CMP70/MP/3K	70	138	16,000	5900	3000	90+	M143/M98/O
CMP70/MP/4K	70	138	20,000	5800	4000	92+	M143/M98/O
CMP100/C/MP/3K	100	138	16,000	7900	3000	92+	M140/M90/O
CMP100/C/MP/4K	100	138	20,000	7500	4000	92+	M140/M90/O
CMP100/MP/3K	100	138	16,000	8600	3000	92+	M140/M90/O
CMP100/MP/4K	100	138	20,000	8200	4000	92+	M140/M90/O
CMP150/MP/3K	150	138	16,000	12900	3000	90+	M142/M102/O
CMP150/MP/4K	150	138	20,000	12000	4000	93+	M142/M102/O

**ColorMaster PRO™ MR16 Lamps**

20 Watt \* GX10 Base \* 3000° K \* Spot &amp; Narrow Flood

Ordering Code	Watts	MOL	Life Hours	Approx Initial Max Beam CP	Approx Initial Lumens	Approx Mean Lumens	CT deg K	CRI	Beam Angle	ANSI Ballast
CMP-MR16/20W/NFL/830	20	65mm	9000	2900	1200	900	3000	85+	25	M156/O
CMP-MR16/20W/SP/830	20	65mm	9000	9000	1200	900	3000	85+	12	M156/O

**ColorMaster PRO™ PAR Lamps**

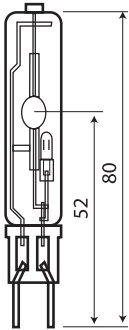
PAR 20 &amp; 30LN \* Spot &amp; Flood \* 20, 35 &amp; 70 Watt

Ordering Code	Watts	MOL	Life Hours	Approx Initial Max Beam CP	Approx Initial Lumens	Approx Mean Lumens	CT deg K	CRI	Beam Angle	ANSI Ballast
CMP20/PAR20/FL	20	95mm	9000	3500	1200	900	3000	85+	30	M156/O
CMP20/PAR20/SP	20	95mm	9000	15000	1200	900	3000	85+	10	M156/O
CMP20/PAR30LN/FL	20	125mm	9000	4000	1200	900	3000	85+	30	M156/O
CMP20/PAR30LN/SP	20	125mm	9000	24000	1200	900	3000	85+	10	M156/O
CMP35/PAR20/FL	35	95mm	10000	5000	2000	1660	3000	85+	30	M130/O
CMP35/PAR20/SP	35	95mm	10000	23000	2000	1660	3000	85+	10	M130/O
CMP35/PAR30LN/FL	35	125mm	10000	7500	2400	1990	3000	85+	30	M130/O
CMP35/PAR30LN/SP	35	125mm	10000	44000	2400	1990	3000	85+	10	M130/O
CMP70/PAR30LN/FL	70	125mm	10000	10500	4850	3640	3000	85+	40	M143/M98/O
CMP70/PAR30LN/SP	70	125mm	10000	68000	4850	3640	3000	85+	10	M143/M98/O
CMP70/PAR38/FL	70	138mm	10000	20000	4800	3600	3000	85+	25	M143/M98/O

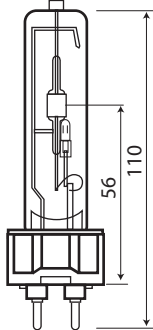


# COLORMASTER PRO™ LAMPS

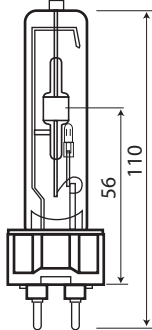
## Appendix A – Line Drawings



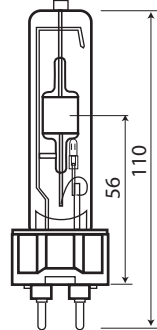
T4 G8.5



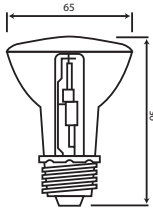
T4 G12



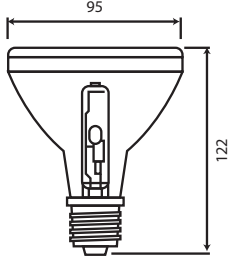
T6 G12



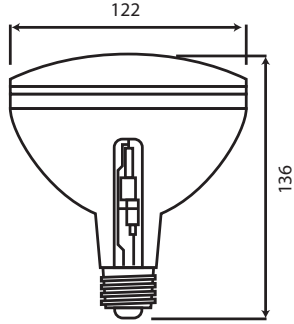
T7 G12



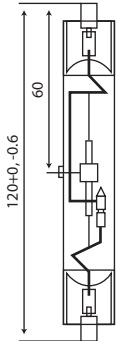
PAR20



PAR30LN

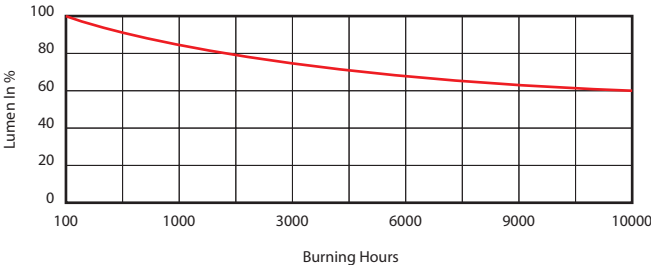
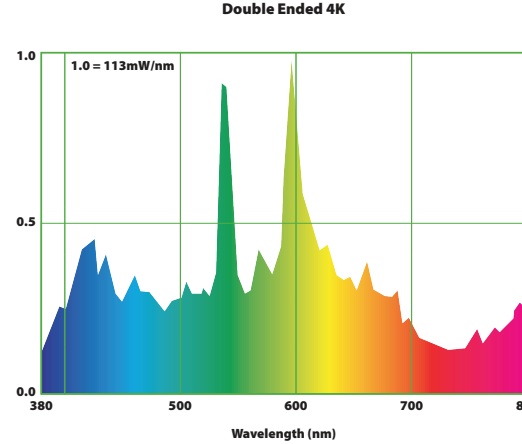
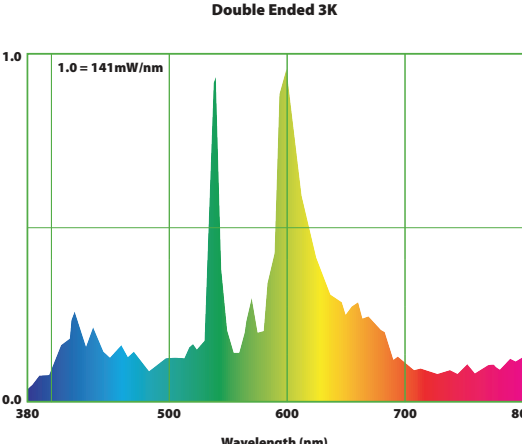
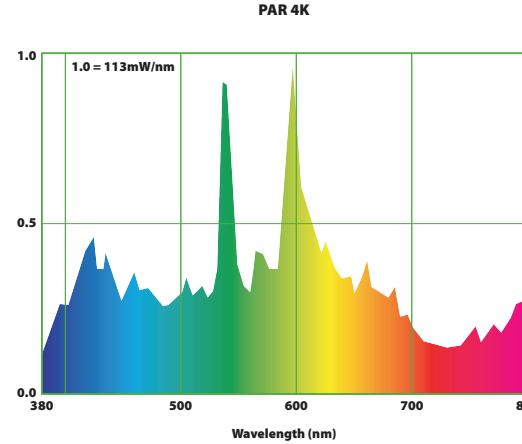
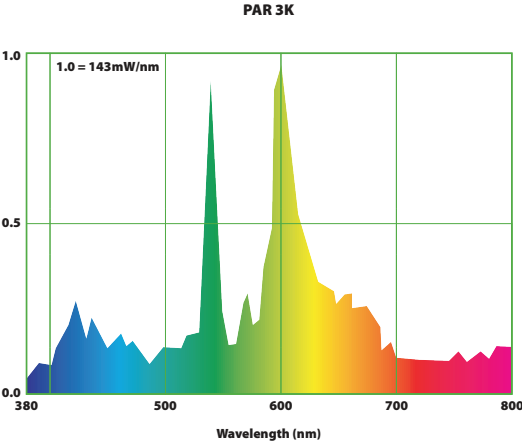
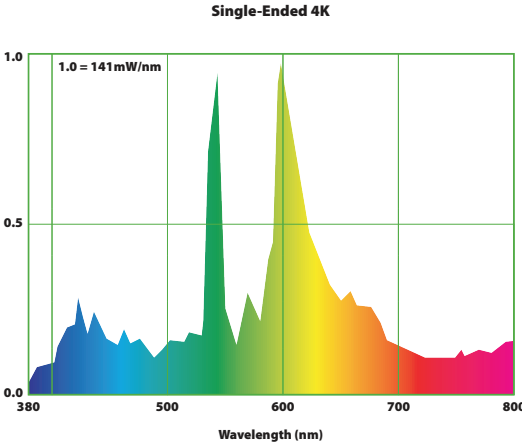
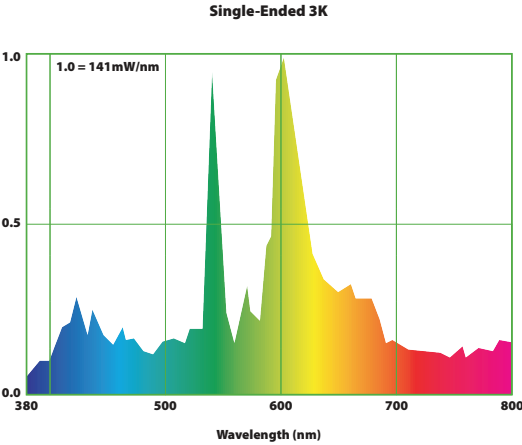


PAR38



# COLORMASTER PRO™ LAMPS

## Appendix B – Charts



## COLORMASTER PRO™ LAMPS

### Appendix C – Warnings

WARNING: This lamp can cause serious skin burn and eye inflammation from shortwave ultraviolet radiation if outer envelope of the lamp is broken or punctured. Do not use where people will remain for more than a few minutes unless adequate shielding or other safety precautions are used. Lamps that will automatically extinguish when the outer envelope is broken or punctured are commercially available.