

PERFORMANCE

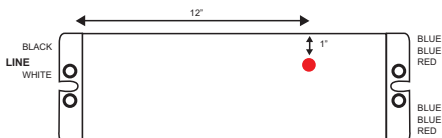
- Sound Rated: A
- Minimum Starting Temperature: -20°F, -29°C
- Maximum Case Temperature: 194°F, 90°C
- Meets FCC Part 18 (Class A) Non Consumer Limits

APPROVALS

- HL Type - Hazardous Location
- UL, cUL 935 Listed



HOT SPOT LOCATION



WIRE LENGTHS

- (1) Black 24"
- (1) White 24"
- (1) Yellow 132"
- (1) Yellow/Black 132"
- (2) Red 132"
- (2) Blue 132"

3 YEAR WARRANTY FROM DATE OF MANUFACTURE

ELECTRONIC FLUORESCENT SIGN BALLAST

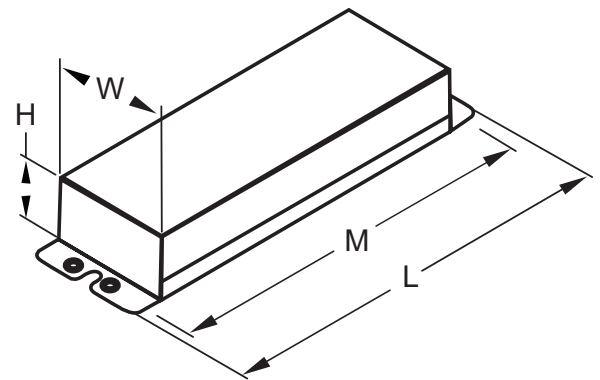
Ballast Type	Electronic	Starting Method	Instant Start
Lamp Connection	Parallel	Input Voltage	120 ~ 277Vac ± 10%
Input Frequency	50Hz / 60Hz		

Electrical Specifications

Lamp Type	No. of Lamps	Lamp Footage		Volts	Input Watts	Input Current (Amps)	Power Factor	Crest Factor	Max. THD %
		Min	Max						
F120T12HO	4, 3, 2, 1	10	40	120	352	3.00	>0.98	<1.7	10
F120T12HO	4, 3, 2, 1	10	40	277	349	1.30	>0.95	<1.7	10
F96T8HO	4, 3, 2, 1	8	32	120	330	2.80	>0.98	<1.7	10
F96T8HO	4, 3, 2, 1	8	32	277	325	1.25	>0.95	<1.7	10

Physical Dimensions

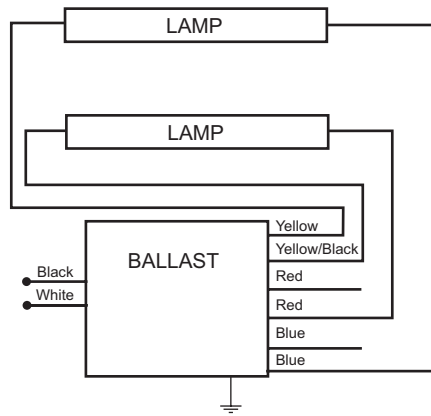
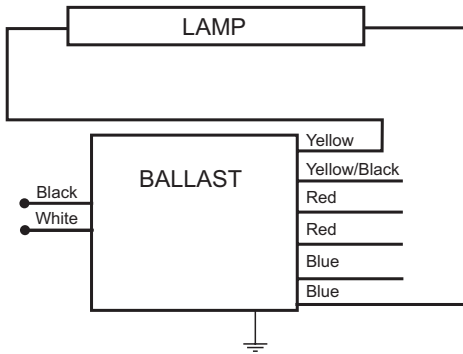
Length (L): 14.45"
Width (W): 3.23"
Height (H): 2.20"
Mounting (M): 13.75"



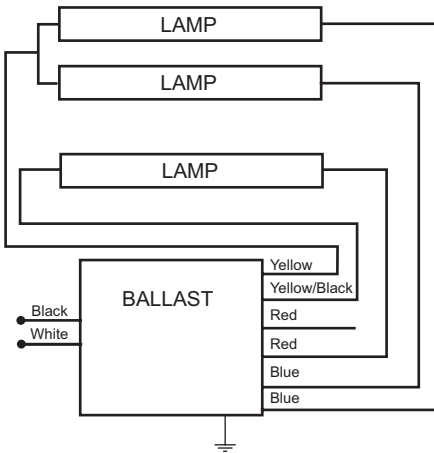
Wiring Diagram

Shown on Pg. 2

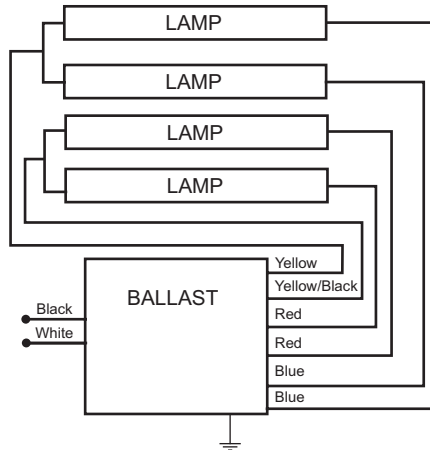
Wiring Diagram Continued



One and Two Lamp Applications
(Individually cap red and blue leads)



Three Lamp Application
(Individually cap red lead)



Four Lamp Application