

Shown actual size: Satin Colors® GFCI receptacle with LED status indicator light, and 1-gang wallplate in greenbriar (GB)

claro®

SATIN
COLORS

product family features

- full line of wiring devices in designer style opening
- wallplates feature clean appearance with no visible hardware
- coordinating Claro® and Satin Colors® wallplates available separately (including stainless steel) for Lutron® dimmers, switches, and systems

available colors (see pages 12-13 for color swatches)

colors (gloss finish)

- | | |
|------------------------|-----------------|
| WH white | GR gray |
| IV ivory | BR brown |
| AL almond | BL black |
| LA light almond | |

colors (metal finish)

- SS** stainless steel (wallplates only)

colors (satin finish)

- | | |
|-----------------------|------------------------|
| HT hot | ES eggshell |
| MR merlot | BI biscuit |
| PL plum | GS goldstone |
| TQ turquoise | DS desert stone |
| TC terracotta | ST stone |
| GB greenbriar | LS limestone |
| BG bluestone | SW snow |
| MS mocha stone | PD palladium |
| SG sea glass | MN midnight |
| TP taupe | SI sienna |

colors & finishes key

- available in gloss finish
- available in satin finish
- available in all gloss and satin finishes

Multiple devices with line and low-voltage can be mounted behind a common wallplate using a standard barrier backbox (see Application Note #213) at www.lutron.com/applicationnotes

CAD file downloads available at www.lutron.com/cad

Questions on installation or selection?
Call Lutron® 24 hours/7 days a week at
1.800.523.9466 or visit www.lutron.com

switches



- paddle turns on/off
- use with any 15A load
- general purpose switching of all sources and motor loads
- no derating if ganged

general purpose switches (120/277 V)

single pole	15A	CA-1PSH-	
		SC-1PS-	
3-way	15A	CA-3PSH-	
		SC-3PS-	
4-way	15A	CA-4PSH-	
		SC-4PS-	

general purpose switch with locator light

(120 V only)

single pole	15A	CA-1PSNL-	
		SC-1PSNL-	
3-way	15A	CA-3PSNL-	
		SC-3PSNL-	
4-way	15A	CA-4PSNL-	
		SC-4PSNL-	

colors & finishes key

- available in gloss finish
- available in satin finish
- available in all gloss and satin finishes

See page 85 for available colors.
To order, add color suffix to model number.
Example: **CA-1PSH- WH**

telephone and cable jacks

- 6-conductor telephone jack, RJ11
- F-style, 75-Ohm coaxial cable



single telephone jacks

CA-PJH-	
SC-PJ-	

single cable jacks

CA-CJH-	
SC-CJ-	

receptacles and GFCI receptacles

- press test button to confirm LED indicator status
- press reset button to reset GFCI after circuit interruption



receptacles

15A, 125V	CAR-15H-	
	SCR-15-	
20A, 125V	SCR-20-	

tamper resistant receptacles

15A, 125V	CARS-15-TR-	
	SCRS-15-TR-	
20A, 125V	SCRS-20-TR-	

tamper resistant GFCI receptacles





15A, 125V	CAR-15-GFTR-	
	GFCI SCR-15-GFTR-	
20A, 125V	GFCI SCR-20-GFTR-	

receptacles for dimming use



- duplex for dimming both connected loads
- projecting nub prevents standard plugs from being used
- requires replacement plugs for dimming use

duplex for dimming use





15A	120/127V	CAR-15-DFDU-	
15A	120/127V	SCR-15-DFDU-	
20A	120/127V	CAR-20-DFDU-	
20A	120/127V	SCR-20-DFDU-	

receptacle for dimming use



- top half for dimming
- projecting nub prevents standard plug from being used
- requires replacement plugs for dimming use
- bottom half is a general use receptacle and will fit standard duplex plugs

split duplex (half for dimming use)

15A	120/127V	CAR-15-HFDU-	
15A	120/127V	SCR-15-HFDU-	
20A	120/127V	CAR-20-HFDU-	
20A	120/127V	SCR-20-HFDU-	

replacement plug for dimming

(use with receptacles above)



- this plug required for use with Lutron® receptacles for dimming use—plug will work in standard receptacle
- easily replaces the existing plugs on lamps

120/127V	white	RP-FDU-10-WH
120/127V	brown	RP-FDU-10-BR

UL/CSA/NOM regulatory approvals

IMPORTANT NOTES

- If the hot and dimmed hot feeds to the split duplex HFDU are supplied from different circuits or split-wired, with separate switch-legs, a means to simultaneously disconnect these circuits must be provided at the panel board where they originate (NEC 210.7(C) 2002 Edition). A 2-pole circuit breaker or two single-pole circuit breakers with an approved handle tie can be used to accomplish this simultaneous disconnect. Feed-through dimming panels, which are those without breakers, are recommended when using the HFDU.
- Receptacles and plug for dimming use are UL listed for use with all Lutron® wallbox dimmers included in this catalog.
- If there is only one electrical feed to the receptacle, then the duplex DFDU must be used.
- For detailed information, see Application Notes #91 (Guide to Dimming Table Lamps) and #109 (Guide to Dimming Portable Lamps via Receptacles) at www.lutron.com/applicationnotes

See page 85 for available colors.

To order, add color suffix to model number.

Example: **CAR-15-GFCIH- WH**

field customizable multi-port frames



- shipped with 6 blanks
- connectors sold separately (shown below)
- connectors snap in (no tools required)
- available in gloss and satin colors – connectors available in white and black only unless noted

6-port frames	CA-6PF-	
	SC-6PF-	

connectors

telephone jacks

8-conductor, RJ45 category 3	CON-1P-C3-		*
8-conductor, RJ45 category 5e	CON-1P-C5E-		*
8-conductor, RJ45 category 6	CON-1P-C6-		*

fiber jacks

MT-RJ feed through	CON-1F-MTRJ-WH
SC simplex	CON-1F-SC-WH
LC non-flush	CON-1F-LC-WH
ST style	CON-1F-ST-WH

cable jack

F-style, 75-Ohm coaxial cable	CON-1C-		*
-------------------------------	----------------	--	---

BNC jack

BNC connector, 50-Ohm	CON-1B-WH
-----------------------	------------------

Multiple devices with line and low-voltage can be mounted behind a common wallplate using a standard barrier backbox (see Application Note #213) at www.lutron.com/applicationnotes

* only available in white and black

also compatible with Hubbell® jacks. See www.hubbell.com Colors not Lutron® standard.

wallplates for Maestro®, Spacer System®, Diva®, Lyneo® Lx, Skylark®, Osprey®, and RadioRA®



1-gang**	CW-1-	
W: 2.94" (75mm); H: 4.69" (119mm); D: .30" (7.6mm)	SC-1-	
2-gang**	CW-2-	
W: 4.75" (121mm); H: 4.69" (119mm); D: .30" (7.6mm)	SC-2-	
3-gang**	CW-3-	
W: 6.56" (167mm); H: 4.69" (119mm); D: .30" (7.6mm)	SC-3-	
4-gang**	CW-4-	
W: 8.37" (213mm); H: 4.69" (119mm); D: .30" (7.6mm)	SC-4-	
5-gang**	CW-5-	
W: 10.18" (259mm); H: 4.69" (119mm); D: .30" (7.6mm)	SC-5-	
6-gang**	CW-6-	
W: 12.00" (305mm); H: 4.69" (119mm); D: .30" (7.6mm)	SC-6-	

contractor packs

1-gang (qty. 96)	CW-1-		-96
2-gang (qty. 48)	CW-1-		-48
3-gang (qty. 24)	CW-1-		-24
4-gang (qty. 12)	CW-1-		-12

** order stainless steel using CW- model numbers

Custom wallplate configurations, colors, and engraving are available from Lutron®. For additional information and for help ordering contact customer service at 1.888.LUTRON1.

All Lutron® wallplates are screwless, seamless, and have no visible hardware. There are two parts:

- 1) alignment adapter plate
- 2) front plate – securely snaps onto alignment adapter plate

Controls must have heat-sink fins broken for multi-gang installations. Please derate dimmers and switches (page 182) as required.

See page 85 for available colors.

To order, add color suffix to model number.

Example: **SC-6PF- HT**