

NHIC-926QAT



6" IC Air-Tight Sloped Ceiling Housing

LAMP WATTAGE

- (1) 75PAR/R30
- (1) 40A19

DESCRIPTION

Six inch IC rated downlight for use in insulated 2/12 - 6/12 pitch sloped ceilings.

FEATURES

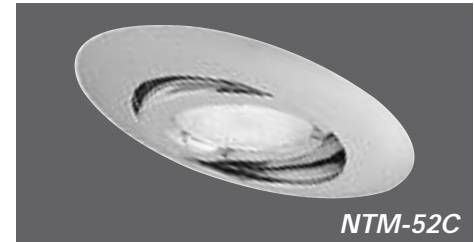

- IC rated
- Ceiling adjustment bracket with internal lamp position compensation
- 2/12 - 6/12 ceiling pitch capability
- Quick connectors provided
- WSEC approved housing for reduced airflow
- Bar hangers with 90-degree repositioning
- UL damp location listed
- NYC Approved: Calendar #43895

FRAME

1. **Plaster Frame** - High quality .035 steel die cut one piece frame. Bar hanger brackets on all four sides provide two possible positions for installations. Integral brackets and wingnuts enable housing to be adjusted for 2/12 - 6/12 ceiling pitch.
2. **Housing** - .035 steel housing. Riveted wrap and dome cap construction. Integral fold-out torsion spring brackets. Knockouts near top of housing provided for coil springs.
3. **Mounting** - Two bar hangers are included adjustable to 24". Bar hangers are parallel to junction box, but can be repositioned 90 degrees perpendicular to junction box if desired. Frame may also be supported with aircraft structural cable for drop panel ceilings or any other application requiring direct support from a structural ceiling.
4. **Air Flow Restriction** - NHIC-926QAT housing is treated at factory to restrict airflow from room into ceiling plenum to <2 CFM (cubic feet per minute) in accordance with Washington State Energy Code requirements.

ELECTRICAL SYSTEM

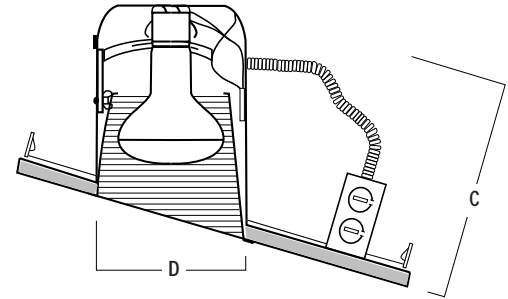
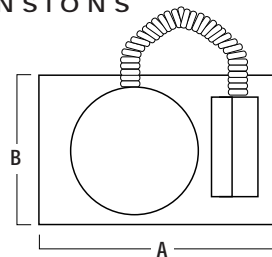
1. **Socket** - Standard medium base socket with protective cap included to protect electrical connection during ceiling painting. Heavy duty .095 curved steel bracket allows lamp position adjustment to compensate for ceiling pitch. Wing nuts lock desired angles.
2. **Junction Box** - Plaster frame integrated 25 cu. in. junction box .060 galvanized steel with three 1/2", two 3/4", and four Romex connecting pryouts. Electrical connections are made through one side of the junction box wrap. Electrical grounding automatic when feeding with grounded steel EMT pipe or flex. Green wire provided for installations with ground wire fed through PVC pipe conduit.
3. **Thermal Protector** - Standard UL thermal protector rated for 90 degrees Celsius is affixed to interior surface of fixture housing.
4. **UL Listed** - Approved for through-branch wiring with up to 8 #12 AWG conductors.



PRODUCT MATRIX

Ordering Example: **NHIC-926QAT / NTS-615C**
Universal Sloped Housing, Chrome Reflector

DIMENSIONS



A: Length	13"	(33 cm)
B: Width	9-1/2"	(24 cm)

C: Depth	7"	(178 mm)
D: Ceiling Cutout	6-1/2" x 7"	(166 X 178 mm)

SLOPED CEILING TRIMS

Item No	Description	Trim Finish	Ring Finish
NT-28	Eyeball Trim	W, B,	N/A
NT-29	Eyeball Trim	C, G	N/A
NTM-52	Open Gimbal Ring	W, B, C, G	N/A
NTP-614	Deep Baffle	W, B	White
NTS-615	Reflector	W, B, C, G	White

TRIMS

1. **Reflector** - Precision spun .050 aluminum high grade specular finish. Separate, white plastic trim ring is standard.
2. **Baffle** - Heavy duty .16 high heat rated plastic. High trim profile provides enhanced light control and blocks view of housing interior for clean appearance.
3. **Eyeballs** - Decorative eyeballs allow 90° vertical adjustment of lamp while completely hiding interior of sloped ceiling housing.
4. **Gimbal Rings** - Aluminum gimbal rings hide interior of housing and hold lamp almost flush to ceiling surface to provide complete 90° vertical lamp aiming with a low profile appearance.

5. **UL Listed** - UL listed for damp locations. Junction box listed for maximum of 8 #12AWG conductors for feed-through.