



Philips Mini MasterColor®
Ceramic Metal Halide
3000K CDM-Tm Lamps

*Ideal for accent and
display lighting, in specialty
retail and architectural
outdoor applications.*

CERAMIC METAL HALIDE

We're thinking small, so you can think big

Philips Mini MasterColor® Ceramic Metal Halide Lamps.

This small lamp requires smaller luminaires, perfect for a minimalist design.

Mini MasterColor®

- Lasts up to 4 times longer than standard halogen PAR38 lamps
- Uses 1/3 the energy consumption of standard halogen PAR38 lamps
- Energy efficient system operation reduces operating costs
- Excellent color quality of up to 90 CRI, 3000K

Miniaturization

- Lamp is up to 40% smaller than industry standard
- Smaller fixtures, less clutter in the ceiling— more focus on the merchandise

System design “made for each other”

- Lamp, electronic ballast and twist & lock lamp base are developed as a system
- Twist & lock lamp for easy installation and re-lamping
- Positioning accuracy within the reflector for optimal reflector performance

PHILIPS

sense and simplicity

Philips Mini MasterColor® Ceramic Metal Halide 3000K CDM-Tm Lamps

Lamp Ordering, Electrical and Technical Data (Subject to change without notice)

Product Number	Ordering Code	Nom. Watts	Base	ANSI ^{1,2} Code	Rated Average Life (Hrs.) ³	Initial Lumens ⁴	Mean Lumens ⁵	CRI	CCT (K)
14040-0	CDM-Tm 20W/830 ¹	22	PGJ5	C175/E	12,000	1650	1155	85	3000
21139-1	CDM-Tm 35W/930 ²	39	PGJ5	C179/E	9000*	3000	2400	90	3000

Ballast Electrical Data (Subject to change without notice)

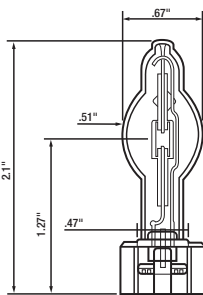
Product Number	Ordering Code	Input Voltage	System Power	Input Current	Power Factor min.
14040-0	CDM-Tm 20W/830 ¹	120V	≤26W	0.23A	0.9
21139-1	CDM-Tm 35W/930 ²	90V-132V	≤46W	0.3A @ 90V, 0.23A @ 120V	>0.9

- 1) CDM-Tm 20W/830: Operate only on Philips approved C175/E ballasts, like Advance e-Vision RMH-20-E-LF (Side lead version), RHM-E-BLS (Bottom lead and stud version), RMH-20-K-LF (New smaller side lead version) electronic ballasts. **Order ballast from Advance Transformer:** Model RMH20ELF, RMH-20-E-BLS or RMH-20-K-LF. Maximum ballast to lamp distance: 6 feet. Ballast warranty is 3 years at maximum rated case temperature (70°C/158°F for RMH-20-E-LF and RMH-20-E-BLS, 90°C/194°F for RMH-20-K-LF).
 - 2) CDM-Tm 35W/930: Operate only on Philips approved C179/E ballasts, like Advance e-Vision RMH-39-K-LF. **Order ballast from Advance Transformer:** Model RMH-39-K-LF. Maximum ballast to lamp distance: 6 feet. Ballast warranty is 3 years at maximum rated case temperature (90°C/194°F for RMH-20-K-LF, 90°C/194°F for RMH-39-K-LF).
 - 3) Rated average life is the life obtained, on the average, from large representative groups of lamps in laboratory tests under controlled conditions at 10 or more operating hours per start. It is based on survival of at least 50% of the lamps and allows for individual lamps or groups of lamps to vary considerably from the average.
 - 4) Measured at 100 hrs. life. Approximate lumen values listed are for vertical operation of the lamp.
 - 5) Approximate lumen output at 40% of lamp rated average life.
- * Rated average life of 9,000 hours at introduction; designed for 12,000 hour life.

Above specifications subject to change without notice.

For operating instructions, technical and ordering information about the electronic ballast, please visit www.advancetransformer.com or call 1-800-372-3331

For operating instructions, technical and ordering information about the PGJ5 Lampholder, please visit www.bender-wirth.com or www.bjb.com



Case Figure	Overall Length	Case Length	Case Width	Height	Mounting Length	Mounting Width
E	140mm (5.5")	127mm (5.0")	44mm (1.7")	30mm (1.2")	135mm (5.3")	26mm (1.0")

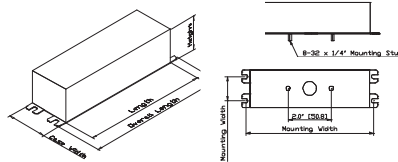


FIGURE E

Case Figure	Overall Length	Case Length	Case Width	Height	Mounting Length	Mounting Width
K	113mm (4.4")	104mm (4.1")	33mm (1.1")	30mm (1.2")	13.5mm (0.5")	114mm (4.5")

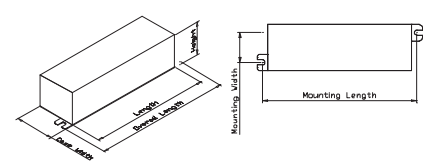


FIGURE K

RECOMMENDED WARNINGS, CAUTIONS, AND OPERATING INSTRUCTIONS

WARNING: These lamps can cause serious skin burn and eye inflammation from short wave ultraviolet radiation if outer envelope of the lamp is broken or punctured. Do not use where people will remain for more than a few minutes unless adequate shielding or other safety precautions are used. Certain lamps that will automatically extinguish when the outer envelope is broken or punctured are commercially available. This lamp complies with FDA radiation performance standard 21 CFR subchapter J, (USA:21CFR 1040.30 Canada:SOR/DORS/80-381)

If the outer bulb is broken or punctured, turn off at once and replace the lamp to avoid possible injury from hazardous short wave ultraviolet radiation. Do not scratch the outer bulb or subject it to pressure as this could cause the outer bulb to crack or shatter. A partial vacuum in the outer bulb may cause glass to fly if the envelope is struck.

CAUTION: The arc-tube of metal halide lamps are designed to operate under high pressure and at temperatures up to 1000° C and can unexpectedly rupture due to internal or external factors such as a ballast failure or misapplication. If the arc-tube ruptures for any reason, the outer bulb may break and pieces of extremely hot glass might be discharged into the surrounding environment. If such a rupture were to happen, **THERE IS A RISK OF PERSONAL INJURY, PROPERTY DAMAGE, BURNS AND FIRE.**

Certain lamps that will retain all the glass particles should inner arc-tube rupture occur are commercially available from Philips Lighting Company.

RELAMP FIXTURES AT OR BEFORE THE END OF RATED LIFE. Allowing lamps to operate until they fail is not advised and may increase the possibility of inner arc tube rupture.

This lamp contains an arc tube with a filling gas containing Kr-85 and is distributed by Philips Lighting Company, a division of Philips Electronics North America Corporation, Somerset, New Jersey, 08875.

CAUTION: TO REDUCE THE RISK OF PERSONAL INJURY, PROPERTY DAMAGE, BURNS AND FIRE RESULTING FROM AN ARC-TUBE RUPTURE THE FOLLOWING **LAMP OPERATING INSTRUCTIONS** MUST BE FOLLOWED:

LAMP OPERATING INSTRUCTIONS:

1. RELAMP FIXTURES AT OR BEFORE THE END OF RATED LIFE. Allowing lamps to operate until they fail is not advised and may increase the possibility of inner arc tube rupture.
2. Use only in fully enclosed fixtures capable of withstanding particles of glass having temperatures up to 1000°C. Lens/diffuser material must be heat resistant. Consult fixture manufacturer regarding the suitability of the fixture for this lamp.
3. Do not operate a fixture with a missing or broken lens/diffuser. At high lighting levels or when illuminating light-sensitive materials the use of an extra UV filter is recommended.
4. Operate lamp only within specified limits of operating position.
5. Before lamp installation/replacement, shut power off and allow lamp and fixture to cool to avoid electrical shock and potential burn hazards. When inserting a new CDM-Tm lamp, twist the lamp 45° clock-wise in the holder to ensure proper electrical and mechanical connection.
6. Use only auxiliary equipment meeting Philips and/or ANSI standards. Use within voltage limits recommended by ballast manufacturer:
 - A. Operate lamp only within specified limits of operation.
 - B. For total supply load refer to ballast manufacturers electrical data.
7. Periodically inspect the outer envelope. Replace any lamps that show scratches, cracks or damage.
8. If a lamp bulb support is used, be sure to insulate the support electrically to avoid possible decomposition of the bulb glass.
9. Protect lamp base, socket and wiring against moisture, corrosive atmospheres and excessive heat.
10. Time should be allowed for lamps to stabilize in color when turned on for the first time. This may require several hours of operation, with more than one start. Lamp color is also subject to change under conditions of excess vibration or shock and color appearance may vary between individual lamps.
11. Lamps may require 4 to 8 minutes (10 to 15 minutes for CDM-Tm) to re-light if there is a power interruption.
12. Take care in handling and disposing of lamps. If an arc tube is broken, avoid skin contact with any of the contents or fragments.



© 2007 Philips Lighting Company. All rights reserved.
 Printed in USA 09/07
 P-5722-C
www.philips.com

Philips Lighting Company
 200 Franklin Square Drive
 P.O. Box 6800
 Somerset, NJ 08875-6800
 1-800-555-0050
 A Division of Philips Electronics North America Corporation

Philips Lighting
 281 Hillmount Road
 Markham, Ontario
 Canada L6C 2S3
 1-800-555-0050
 A Division of Philips Electronics Ltd.