

Plusrite®

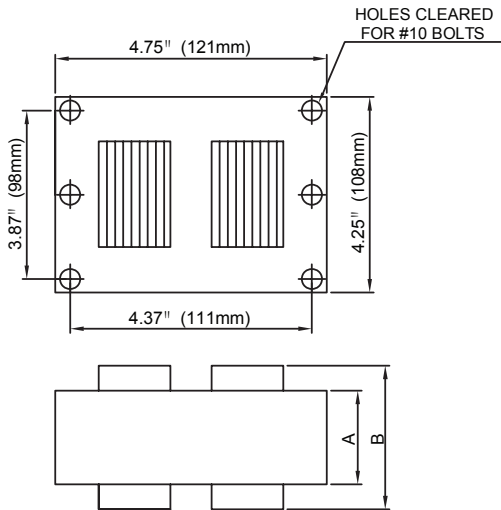
CATALOG NUMBER: BAPS400-CWA/V5

400W M135 / M155

Pulse Start Metal Halide Lamp Ballast

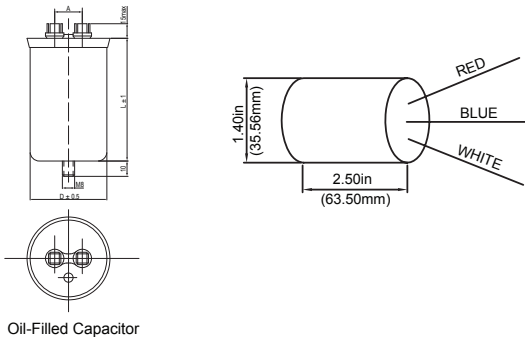
60 Hz CWA

4X4 CORE - HX, CWA CWI UNITS



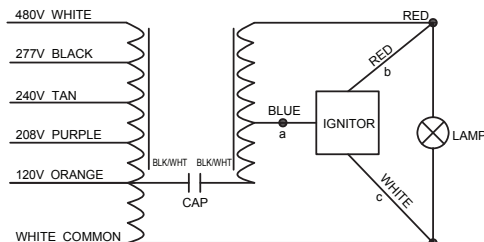
Capacitor:
 Microfarads: 24.0 uf
 Volts (Max): 400 V
 Case Temp(Max): 100°C
 D: 1.77 in
 L: 3.54 in
 A: 0.71 in

Ignitor:
 Case Temp (Max): 105 °C
 BTL Distance (Max): 2 ft



Wiring Diagram:

RoHS



Input Volts	120	208	240	277	480
Circuit Type	CWA				
REGULATION					
Line Volts	±10%				
Lamp Watts	±10%				
LINE CURRENT(Amps)					
Operating	4.00	2.30	2.00	1.75	0.95
Open Circuit	2.00	1.15	1.00	0.85	0.65
Starting	3.50	2.00	1.75	1.50	0.75
RECOMMENDED FUSE (Amps)	10	6	5	5	3
TEMPERATURE RATINGS	180 (H)				
Insulation Class					
Coil Temperature Code	C	C	C	C	D
Benchtop Coil Rise	84.3	84.8	84.8	84.9	84.9
Power Factor (Min)	90%				
Input Watts	453 W				
Efficiency	88%				
NOM. OPEN CIRCUIT VOLTAGE	280				
INPUT VOLTAGE AT LAMP DROPOUT	60	104	120	138	240
MIN AMBIENT STARTING TEMP	-20°F/-30°C				
60 HZ TEST PROCEDURES					
High Potential Test (Volts)					
1 Minute	2,000 V				
1 Second	2,500 V				
Open Circuit Voltage Test (V)	250 - 310				
Short Circuit Current Test (A)					
Secondary Current					
Min	3.50				
Max	4.30				
Input Current					
Min	2.80	1.60	1.40	1.20	0.55
Max	4.20	2.40	2.10	1.80	0.85
CORE and COIL Specifications					
Dimension A (in)	2.00				
Dimension B (in)	3.90				
Weight (lbs)	10.7				
Lead Lengths (in)	12				
CAPACITOR REQUIREMENT					
Microfarads	24.0uf				
Volts (Min)	330 V				

ORDERING INFORMATION

The ballast is prewired comes with a kit including capacitor, ignitor and bracket.

Data is based upon tests performed by Plusrite in a controlled environment and is representative of relative performance. Actual performance can vary depending on operating conditions. Specifications are subject to change without notice.

Coil material: Cu/Al