

METALARC PRO-TECH® - High Wattage Metal Halide Lamps for Open and Enclosed Fixtures



SYLVANIA METALARC PRO-TECH lamps allow added flexibility by incorporating open fixture technology to a full complement of lamp wattages.

The METALARC PRO-TECH metal halide lamps were created to fill the need for a safe light source for applications where a protective lens on the metal halide fixture was either impractical or detrimental to fixture design. The METALARC PRO-TECH lamp design enhances safety in open or enclosed fixtures and includes a shroud around the arc tube and, in some cases, a thicker walled outer jacket. In addition, METALARC PRO-TECH lamps have a reduction in UV output compared to standard metal halide lamps.

With the benefit of open fixtures, these high output METALARC PRO-TECH lamps are ideal for higher ceiling applications where enclosed fixtures might previously have been necessary. The use of open

Key Features & Benefits

- Full range of high wattage lamps from 175 through 1000 watts in a mogul base
- METALARC PRO-TECH design – glass shroud for containment and UV-reduction
- Open or enclosed fixture operation
- Universal Based-Up Only operating position
- Based-Down Only available for 400W
- Up to 20,000 hours average rated life
- Lower maintenance costs
- Lower initial luminaire cost
- Reduced luminaire dirt depreciation by use of open fixtures
- Dedicated sockets for 175 through 1000 watt lamps for open rated fixtures
- Retrofits into standard sockets
- Available in clear and coated
- NEC 2005 & 2008 require new construction and/or major renovations use:
 - METALARC PRO-TECH lamps with EX39 sockets in open fixtures, OR
 - Fixtures with a lens

fixtures means more light output over life and lower maintenance costs because there are no lenses to gather dirt and dust, thus extending lamp replacement procedures.

OSRAM SYLVANIA offers the most comprehensive lamp and ballast system solutions. For compatible SYLVANIA ballasts please refer to our Lamp and Ballast Catalog or contact your local SYLVANIA representative.

Product Offering

Available Wattage	Bulb Shape	Finish	Fixture Compatibility
175	E17	Clear	Open/Enclosed
175, 250	BT28	Clear/Coated	Open/Enclosed
400	BT37	Clear/Coated	Open/Enclosed
1000	BT56	Clear/Coated	Open/Enclosed

Application Information

Applications

Ambient lighting for industrial and retail
Malls
Lobbies, atriums
Flood lighting
Security lighting
Parking lots

Sockets

To prevent relamping an open fixture with standard metal halide lamps, a special socket is available with open fixtures for all lamp types.

Fixture

Consult your local fixture agent for available fixtures.



Specification Data

Catalog #	Type
Project	
Comments	
Prepared by	Date

Ordering Information

METALARC PRO-TECH®

Item Number	Ordering Abbreviation	Watts	Finish	Bulb	Base ⁴	ANSI Code	Average Rated Life (hours) ² Vertical	Initial Lumens	Mean Lumens	Color Temp.	CRI ³
64733	MP175/BU-ONLY/MED	175	Clear	E17	Med.	M57/O	10,000	14,400	10,800	3600K	65
64773	MP175/BU-ONLY	175	Clear	BT28	EX39 ¹	M57/O	10,000	14,400	10,200	4000K	65
64774	MP175/C/BU-ONLY	175	Coated	BT28	EX39 ¹	M57/O	10,000	12,800	7800	3800K	70
64404	MP250/BU-ONLY	250	Clear	BT28	EX39 ¹	M58/O	10,000	23,000	17,000	4000K	65
64405	MP250/C/BU-ONLY	250	Coated	BT28	EX39 ¹	M58/O	10,000	20,000	14,350	3800K	70
64705	MP400/BU-ONLY	400	Clear	BT37	EX39 ¹	M59/O	20,000	40,000	26,000	3600K	65
64706	MP400/C/BU-ONLY	400	Coated	BT37	EX39 ¹	M59/O	20,000	38,500	25,000	3400K	70
64717	MP400/BD-ONLY	400	Clear	BT37	EX39 ¹	M59/O	20,000	40,000	26,000	3600K	65
64714	MP1000/BU-ONLY	1000	Clear	BT56	EX39 ¹	M47/O	15,000	109,000	87,500	3500K	65
64716	MP1000/C/BU-ONLY	1000	Coated	BT56	EX39 ¹	M47/O	15,000	102,000	82,000	3200K	70

Notes:

1. Exclusionary mogul base.
 2. Average rated life based on 10 hours per start operating on an ANSI ballast.
 3. For higher CRI, use SYLVANIA METALARC® POWERBALL® CERAMIC lamps.
 4. For lamp wattages of 360W and greater, it is recommended that lampholders with nickel-plated copper alloy center contacts (with spring) should be used rather than electrical contacts made of stainless steel.
- 0 = Lamps classified as O-type, comply with ANSI Standard C78.389 for containment testing and may be used in open luminaires. See lamp warning.

Lamp Comparison

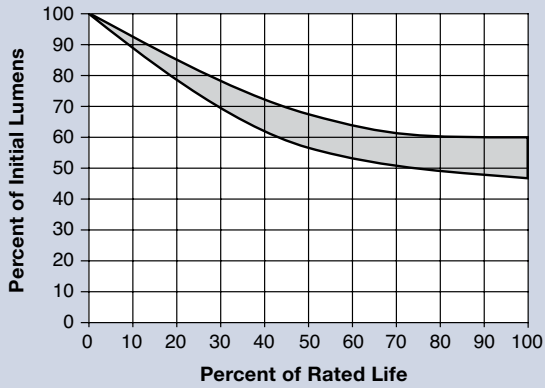
Lamp Type	Fixture	Initial Lumens	Mean Lumens	Avg. Rated Life (hrs.)	Color Temp.
METALARC PRO-TECH/MP250/BU-ONLY	Open or Enclosed	23,000	17,000	10,000	4000K
Standard/250 Watt MH	Enclosed Only	22,000	17,000	10,000	4200K

Ordering Guide

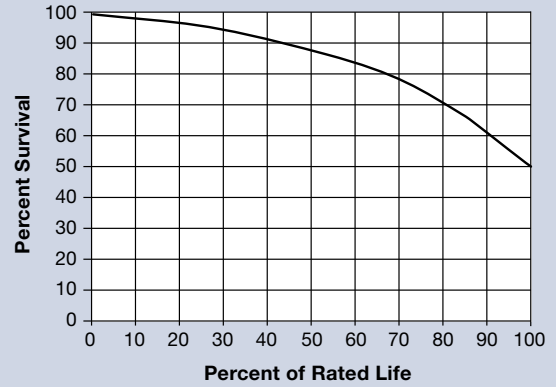
MP	175	/	—	/	BU-ONLY	/	—
MP = METALARC PRO-TECH	Wattage:		Finish		Operating Position:		Base:
Open and Enclosed Fixture	175, 250		___ = Clear		BU-ONLY=Base Up Only		___ = Mogul
	400, 1000		C = Coated		BD-ONLY=Base Down Only		MED=Medium Base

Technical Information

Typical Lumen Maintenance Curve

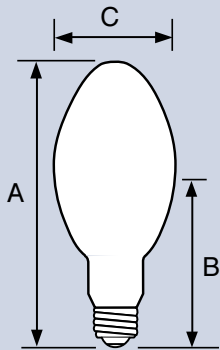


Typical Survival Curve

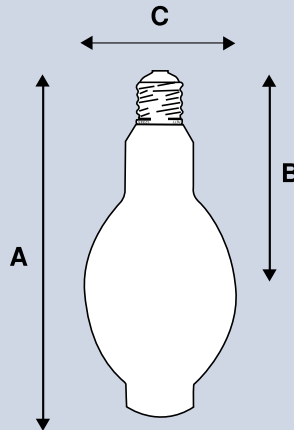


Lamp Dimensions

E17



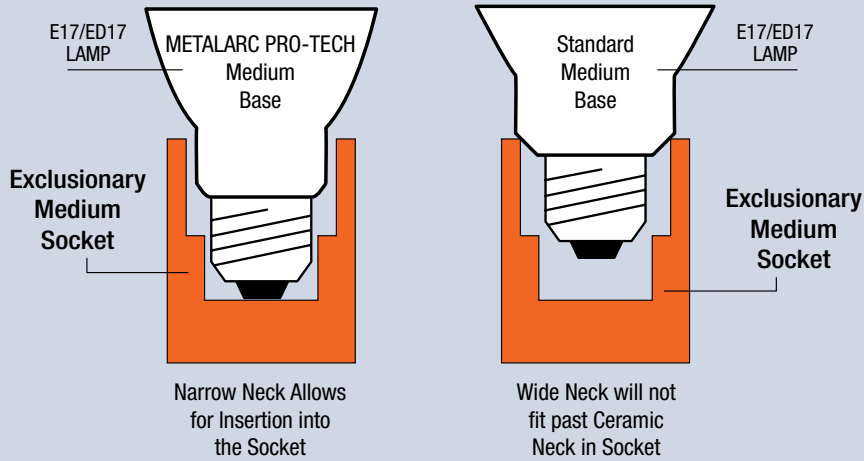
BT28/BT37/BT56



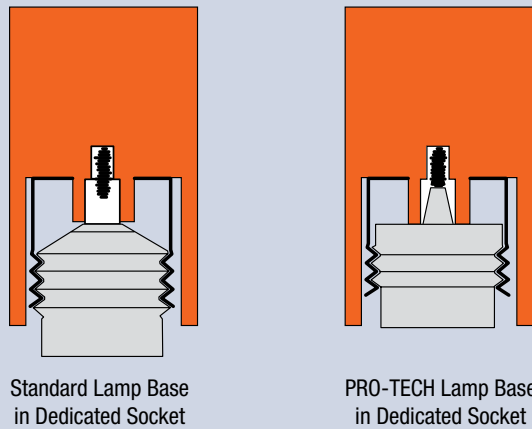
	(A) MOL	(B) LCL	(C) Diameter
E17	5.4"(137.2mm)	3.4"(86.4mm)	2.1"(53.3mm)
BT28	8.3"(210.8mm)	5.0"(127.0mm)	3.5"(88.9mm)
BT37	11.5"(292.1mm)	7.0"(177.8mm)	4.6"(116.8mm)
BT56	15.4"(391.2mm)	9.5"(241.3mm)	7.0"(177.8mm)

Exclusionary Socket for METALARC PRO-TECH® Lamps

Medium Based Dedicated Socket Comparison



Mogul Based Dedicated Socket Comparison



National Electric Code 2005 and later revision require new construction and/or major renovations to use exclusionary sockets (ex. EX39) in open fixtures, or fixture with a lens.

Sample Specification

METALARC PRO-TECH®

Lamp(s) shall be (a) METALARC PRO-TECH MP400/BU-ONLY Lamp(s) constructed with an arc tube shroud with initial lumens of 40000. Lamp(s) shall have a CRI of 65, CCT of 3600K, and shall be designed for open fixture operation and reduced UV output.

United States
OSRAM SYLVANIA
 100 Endicott Street
 Danvers, MA 01923

Trade
 Phone: 1-800-255-5042
 Fax: 1-800-255-5043

National Accounts
 Phone: 1-800-562-4671
 Fax: 1-800-562-4674

OEM/Special Markets
 Phone: 1-800-762-7191
 Fax: 1-800-762-7192

Display/Optic
 Phone: 1-888-677-2627
 Fax: 1-800-762-7192

Canada
OSRAM SYLVANIA LTD.
 2001 Drew Road
 Mississauga, ON L5S 1S4

Trade
 Phone: 1-800-263-2852
 Fax: 1-800-667-6772

OEM/Special Markets/Display/Optic
 Phone: 1-800-265-2852
 Fax: 1-800-667-6772

www.sylvania.com