



SYLVANIA METALARC[®] Pulse Start Metal Halide Lamps

SEE THE WORLD IN A NEW LIGHT

SYLVANIA



Higher Lumen Maintenance+Longer Life

METALARC
PULSE START

METALARC PulseStart

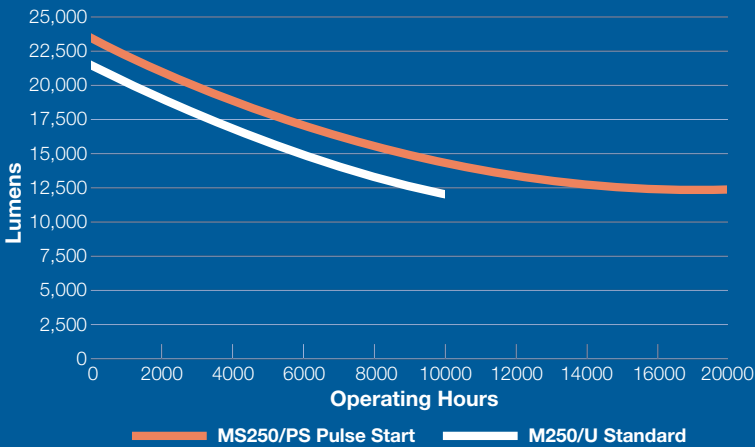
Improved Performance on Every Level

The advanced arc tube design of SYLVANIA METALARC® PULSE START metal halide lamps makes them superior to standard metal halide probe start lamps. Initial lumen output levels are similar to standard lamps, but mean and maintained lumen levels can be up to 30 percent higher. METALARC PULSE START lamp life can be up to two times the life of standard lamps and these high performance lamps reduce color temperature shift over the life of the lamp by as much as 400K. Other performance enhancements include reaching 90 percent of full light output significantly earlier than standard lamps and reducing hot restrike time by up to 60 percent.

Reduced Initial, Operating and Maintenance Costs

The superior performance of METALARC PULSE START lamps translates directly to cost savings in a number of ways. Higher maintained lumens means that potentially up to one-third fewer fixtures can be specified to achieve overall lighting goals, reducing both initial installation and operating costs. The extended service life of METALARC PULSE START lamps can cut relamping schedules in half. In commonly used high bay or pole-mounted fixtures, the potential savings in maintenance costs can be considerable.

Longer Life and Improved Lumen Maintenance



Visit www.sylvania.com or call 1-800-LIGHTBULB for additional information.



METALARC PULSE START
METALARC PULSE START

Wide Range of Superior Pulse Start Lamps

ED17 PAR T6 E17 BT37 BT28

Dual Wattage Pulse Start

New SYLVANIA dual wattage METALARC® PULSE START lamps deliver increased flexibility and versatility. They can be run at a lower wattage for increased energy savings or at a higher wattage for improved light output. The 320/350W METALARC PULSE START lamp can be operated on either a 320W or 350W pulse start ballast without compromising performance, and delivers pulse start technology in a compact BT28 jacket. The new 350/400W lamp can be operated on a 350W or 400W pulse start ballast and can deliver performance similar to a single wattage lamp. For many facilities, dual wattage lamps are a great way to simplify inventory requirements.

Other High Wattage Options

When the flexibility of a dual wattage lamp is not significant, SYLVANIA also offers a range of high performance, single wattage METALARC PULSE START lamps from 250W to 1000W, all of which offer the long life and improved lumen maintenance of pulse start technology.

Low Wattage Pulse Start Lamps

METALARC low wattage (≤150W) pulse start lamps allow the high white light output and exceptional efficacy of metal halide lighting to be used in a great variety of applications. PAR20, PAR30LN and PAR38 lamps are ideal for display and accent lighting. E17 and T6 lamps provide ample flexibility in the choice of fixtures such as downlights, pendants, wall mounts and pole mounts. For applications that demand excellent color rendering with pulse start technology METALARC POWERBALL™ CERAMIC lamps are the best choice.



SYLVANIA METALARC® PULSE START High Wattage Pulse Start Lamps at a Glance

Wattage	ANSI Ballast	Bulb	PRO-TECH	Finish	NAED Codes
175W	M152, M137	ED17	No	Clear & Coated	64170, 64171
175W	M152, M137	ED28	No	Clear & Coated	64815, 64816
250W	M153	BT28	Yes	Clear & Coated	64789, 64790
250W	M153	BT28	No	Clear & Coated	64578, 64617
320W	M154, M132	BT28	Yes	Clear & Coated	64507, 64646
320/350W	M154, M132/M131	BT28	Yes	Clear & Coated	64391, 64349
350/400W	M131/M155, M135	BT37	Yes	Clear & Coated	64769, 64770
400W	M155, M135	BT37	No	Clear & Coated	64525, 64527
750W	M149	BT37	No	Clear & Coated	64787, 64822
1000W	M141	BT37	No	Clear	64351

Low Wattage Pulse Start Lamps at a Glance*

Wattage	Bulb Types
39W	TC, T6, PAR20, PAR30LN
50W	E17
70W	TC, T6, T7, E17, PAR30LN, PAR38
100W	E17, PAR38
150W	T6, T7, E17, PAR38

*Contact your SYLVANIA representative for ordering codes.

Visit www.sylvania.com or call 1-800-LIGHTBULB for additional information.



Pulse Start and METALARC PRO-TECH® Combined

METALARC PROTECH METALARC PROTECH METALARC PROTECH

Safe for Use in Open or Enclosed Fixtures

The open fixture technology in SYLVANIA METALARC PRO-TECH® lamps offers extra flexibility. Available in a full complement of lamp wattages, these lamps were created to fill the need for a safe light source in applications where a protective lens on the metal halide fixture was either impractical or undesirable. METALARC PRO-TECH lamps enhance safety in open or enclosed fixtures with a shroud around the arc tube or, in some cases, a thicker-walled bulb.

METALARC PRO-TECH® Benefits

The ability to use open fixtures makes high output METALARC PRO-TECH lamps ideal for higher ceiling applications where enclosed fixtures might previously have been necessary. Open fixtures result in greater light output over life as well as lower maintenance costs because there are no lenses to gather dirt and dust or complicate lamp replacement procedures. In addition, METALARC PRO-TECH shroud technology reduces the lamp's UV output compared to standard metal halide lamps.

SYLVANIA METALARC® PULSE START METALARC PRO-TECH® Lamps at a Glance*

Wattage	Bulb Types
39W	PAR20, PAR30LN
50W	E17
70W	E17, PAR30LN, PAR38
100W	E17, PAR38
150W	E17, PAR38
250W	BT28
320/350W	BT28
350/400W	BT37

*Contact your SYLVANIA representative for ordering codes.

Visit www.sylvania.com or call 1-800-LIGHTBULB for additional information.



METALARC PROTECH

Premium Performance Pulse Start Technology

BENEFITS FEATURES

Lots of Bright White Light

METALARC® PULSE START metal halide lamps are the most energy efficient source of white light available today and are offered in extremely high lumen output configurations.

Enhanced Lumen Maintenance

The advanced arc tube design of METALARC PULSE START lamps reduces blackening caused by tungsten evaporation. This feature results in significantly higher maintained lumens than standard metal halide lamps.

Long Life and Color Stability

The unique pulse start system in METALARC PULSE START lamps provides up to two times the life and reduces color temperature shift by up to 400K compared with standard metal halide lamps.

Faster Warm-up and Restrike

Compared to standard metal halide lamps, METALARC PULSE START lamps reach 90 percent of full light output 30 percent faster and have a 60 percent shorter hot restrike time.

Lamp and Ballast Systems

METALARC PULSE START lamps may be combined with SYLVANIA HID ballasts to form a complete system.

Large Area Lighting

For any indoor or outdoor application requiring lots of low cost, white light, SYLVANIA METALARC PULSE START lamps deliver the high efficacy and high lumen output you need.

Fewer Fixtures, Lower Costs

With their superior lumen maintenance, METALARC PULSE START lamps can allow you to achieve desired light levels with fewer fixtures. Combined with extended life, this feature can reduce maintenance costs.

Look Better Longer

High color stability allows you to use METALARC PULSE START lamps for applications requiring good color quality.

Rapid Response

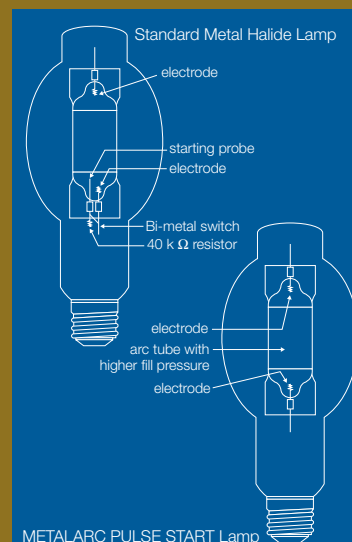
An installation can be made safer and more user friendly thanks to the quick warm-up and hot restrike times of METALARC PULSE START lamps.

Peace of Mind

By combining METALARC PULSE START lamps on SYLVANIA HID ballasts, the installation is covered by a comprehensive system warranty.



Understanding METALARC® PULSE START Technology



In metal halide lamps, an arc passing between two electrodes in a pressurized tube causes various metallic additives to vaporize and release large amounts of white light. METALARC PULSE START lamps use an arc tube with substantially higher fill pressure than standard metal halide lamps. This reduces tungsten evaporation off the electrodes, which lessens the darkening of the arc tube. As a result, METALARC PULSE START lamps provide better lumen maintenance, longer life and improved color stability than traditional probe start lamps.



SYLVANIA METALARC® Pulse Start Metal Halide Lamps

SYLVANIA, METALARC, METALARC
PRO-TECH and DESIGNER are
registered trademarks of OSRAM
SYLVANIA Inc.

United States

OSRAM SYLVANIA

100 Endicott Street
Danvers, MA 01923
1-800-LIGHTBULB
www.sylvania.com


Canada

OSRAM SYLVANIA LTD./LTÉE

2001 Drew Road
Mississauga, Ontario L5S 1S4
1-800-LIGHTBULB
www.sylvania.com

HID040R

© 2003 OSRAM SYLVANIA Inc. All rights reserved.

Product Photography © /PTX.com

SEE THE WORLD IN A NEW LIGHT **SYLVANIA** 