

LUMALUX® AND LUMALUX®/ECO®

High Pressure Sodium Lamps



LUMALUX:

- Very high efficacy: Up to 140LPW
- Lamps available from 35 to 150 watts in medium base and 50 to 1000 watts in mogul base
- Most types available as clear or coated
- Universal operating position
- Lead-free borosilicate hard glass outer jacket
- Most mogul based lamps use welded, lead-free bases allowing a maximum base temperature of 250°C, 40°C higher than ANSI specification for soldered bases

LUMALUX/ECO:

- Pass Federal TCLP test¹
- May reduce disposal costs
- Direct replacement for standard HPS lamps that do not pass the Federal TCLP test
- Meets all physical and electrical ANSI requirements
- Equivalent performance to standard HPS

Standard SYLVANIA LUMALUX lamps are known for high efficacy, long life and reliability. In addition to these attributes, the new LUMALUX/ECO (ECOLOGIC) lamps have sufficiently low mercury and lead content to pass the Federal TCLP test¹. These TCLP-passing ECOLOGIC® lamps include some of the most popular LUMALUX HPS lamps available.

LUMALUX/ECO lamps have identical construction and performance ratings to the standard LUMALUX lamps they replace. Lamp descriptions of those types that pass the Federal TCLP test are identified by the addition of the suffix “ECO”. For easier identification at the end of life, these lamps have the word “ECOLOGIC” stamped on the base.

ECOLOGIC® is a comprehensive program of OSRAM SYLVANIA focused on addressing environmental issues at all stages of lamp life.



Product Availability

Watts	Base
35, 50, 70, 100 and 150	Medium
50, 70, 100, 150, 200, 250, 310, 400, 600, 750 and 1000	Mogul
400	RRSC

Application Information

Applications	Fixtures	System Benefits
Street and roadway lighting Warehouses Manufacturing facilities Power plants and refineries General area lighting	Roadway fixture – Cobra head Architectural Floodlighting Industrial High bay Low bay Wall mount Canopy	Can eliminate the need to recycle lamps or dispose of lamps in a special manner. May reduce lamp disposal costs.

Sample Specification

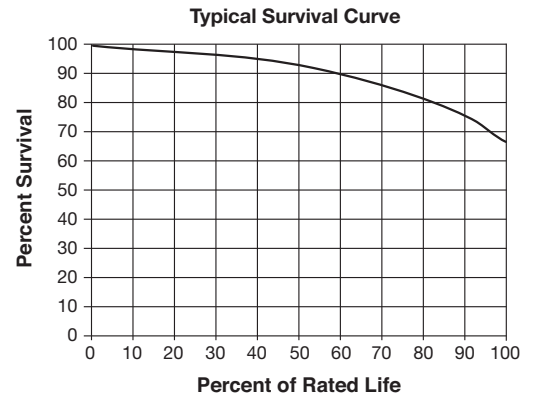
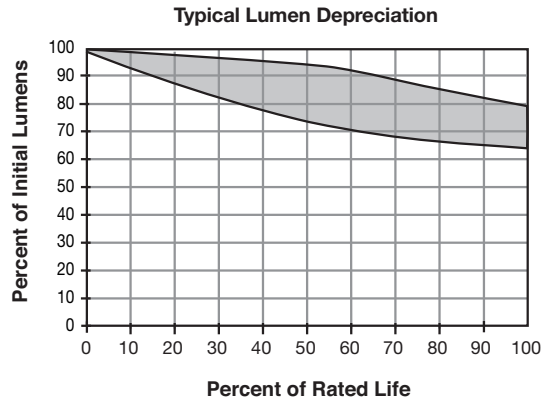
Lamps shall be LUMALUX / ECO high pressure sodium lamps that pass the Federal TCLP limits. Lamps shall include a welded, lead-free brass base, a lead-free glass outer jacket, and shall be a direct retrofit standard HPS.

Lamp Comparison

	Standard HPS	LUMALUX/ECO
Mercury / Lead	Fail TCLP	Pass TCLP ¹ No Lead, Reduced Mercury

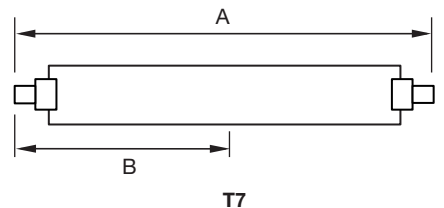
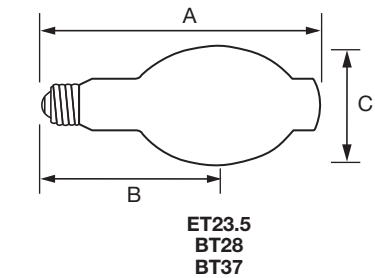
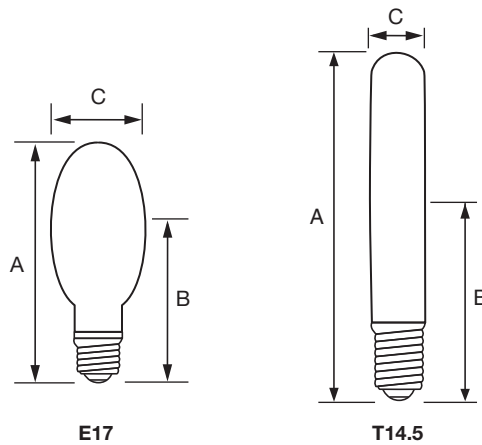
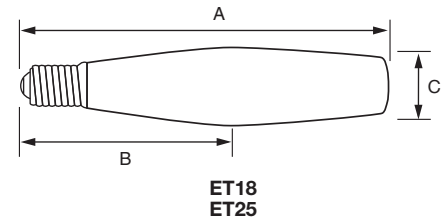
1. TCLP claims based on OSRAM SYLVANIA's TCLP test protocol. Some states and localities have lower limits than the Federal TCLP standard and have different disposal regulations for mercury containing lamps. Data available upon request. 1998 Federal TCLP limits: 5.0mg/l for lead and 0.2mg/l for mercury.

Technical Information



Dimensions

Ordering Abbreviation	(A) MOL	(B) LCL	(C) Diameter
E17	5.43"	3.42"	2.13"
ET23.5	7.75"	5"	2.94"
BT28	8.98"	5"	3.53"
BT37	11.5"	7"	4.6"
ET18	9.76"	5.75"	2.2"
E25	15.08"	8.74"	3.1"
T7	10.06"	5"	0.88"
T14.5	11.22"	6.89"	1.81"



Ordering and Specification Information

Item Number	Ordering Abbreviation	Watts	Bulb	Base	ANSI Code	Avg. Rated Life (hrs.) ²	Initial Lumens	Mean Lumens ⁴	CCT
67500	LU35/MED	35	E17	E26 Med.	S76	16,000+	2250	2050	1900
67501	LU35/D/MED	35	E17	E26 Med.	S76	16,000+	2100	1935	1900
67502	LU50/MED	50	E17	E26 Med.	S68	24,000+	4000	3600	1900
67503	LU50/D/MED	50	E17	E26 Med.	S68	24,000+	3700	3420	1900
67510	LU50/ECO	50	ET23.5	E39 Mogul	S68	24,000+	4000	3600	1900
67511	LU50/D	50	ET23.5	E39 Mogul	S68	24,000+	3700	3420	1900
67504	LU70/MED	70	E17	E26 Med.	S62	24,000+	6300	5350	1900
67505	LU70/D/MED	70	E17	E26 Med.	S62	24,000+	5800	4900	1900
67512	LU70/ECO	70	ET23.5	E39 Mogul	S62	24,000+	6300	5500	1900
67513	LU70/D	70	ET23.5	E39 Mogul	S62	24,000+	5500	4900	1900
67506	LU100/MED	100	E17	E26 Med.	S54	24,000+	9500	8000	2100
67507	LU100/D/MED	100	E17	E26 Med.	S54	24,000+	8800	7500	2100
67514	LU100/ECO	100	ET23.5	E39 Mogul	S54	24,000+	9500	8000	2100
67515	LU100/D	100	ET23.5	E39 Mogul	S54	24,000+	8800	7500	2100
67508	LU150/MED	150	E17	E26 Med.	S55	24,000+	15,800	13,400	2100
67509	LU150/55/D/MED	150	E17	E26 Med.	S55	24,000+	14,500	12,300	2100
67516	LU150/55/ECO	150	ET23.5	E39 Mogul	S55	24,000+	16,000	13,800	2100
67517	LU150/55/D	150	ET23.5	E39 Mogul	S55	24,000+	14,000	12,500	2100
67518	LU150/100	150	BT28	E39 Mogul	S56	24,000+	15,700	14,100	2100
67576	LU200/ECO	200	ET18	E39 Mogul	S66	24,000+	22,000	19,800	2100
67578	LU250/ECO	250	ET18	E39 Mogul	S50	24,000+	29,000	26,100	2100
67521	LU250/D	250	BT28	E39 Mogul	S50	24,000+	26,000	23,400	2100
67580	LU310/ECO	310	ET18	E39 Mogul	S67	24,000+	37,000	32,300	2100
67533	LU400/ECO	400	ET18	E39 Mogul	S51	24,000+	50,000	45,000	2100
67524	LU400/D	400	BT37	E39 Mogul	S51	24,000+	47,500	40,000	2100
67527	LU400/T7/RSC	400	T7	RX7S RRSC	S51	24,000	46,000	41,400	2100
67610	LU600 SUPER	600	T14.5	E40 Mogul	S106	24,000	90,000	81,000	2200
67547	LU750	750	BT37	E39 Mogul	S111	24,000+	105,000	94,500	2100
67307	LU1000	1000	E25	E39 Mogul	S52	24,000+	130,000	124,000	2100

Notes:

- TCLP claims based on OSRAM SYLVANIA's TCLP test protocol. Some states and localities have lower limits than the Federal TCLP standard and have different disposal regulations for mercury containing lamps. Data available upon request. 1998 Federal TCLP limits: 5.0mg/l for lead and 0.2mg/l for mercury.
- Average rated life based on 10 hours per start.
- CRI for LUMALUX and LUMALUX / ECO lamps is approximately 22. CCT for LUMALUX and LUMALUX / ECO lamps is approximately 2100K.
- Mean lumen values are measured at 40% of rated life except for those with a "+" next to their life rating; these lamps are measured at 50% of rated life.
- For lamp wattages of 360W or greater, it is recommended that lampholders with nickel-plated copper alloy center contacts (with spring) should be used rather than electrical contacts made of stainless steel.

Ordering Guide

LU	70	/	—	/	—	/	ECO
LUMALUX	Wattage: 35, 50, 70,		Base:		Finish:		ECOLOGIC®
High Pressure	100, 150, 200, 250, 310,		_(mogul)		_(clear)		_(not TCLP passing)
Sodium	400, 600, 750, 1000 watts		MED (medium)		D (coated)		ECO (TCLP passing)

OSRAM SYLVANIA
National Customer
Service and Sales Center
18725 N. Union Street
Westfield, IN 46074

Industrial & Commercial

Phone: 1-800-255-5042
Fax: 1-800-255-5043

National Accounts

Phone: 1-800-562-4671
Fax: 1-800-562-4674

OEM/Specialty Markets

Phone: 1-800-762-7191
Fax: 1-800-762-7192

Display/Optic

Phone: 1-888-677-2627
Fax: 1-800-762-7192

In Canada
OSRAM SYLVANIA LTD.
Headquarters
2001 Drew Road
Mississauga, ON L5S 1S4

Industrial & Commercial

Phone: 1-800-263-2852
Fax: 1-800-667-6772

Special Markets

Phone: 1-800-265-2852
Fax: 1-800-667-6772

Visit our website: www.sylvania.com

SYLVANIA, LUMALUX, ECOLOGIC and ECO are registered trademarks of OSRAM SYLVANIA Inc.