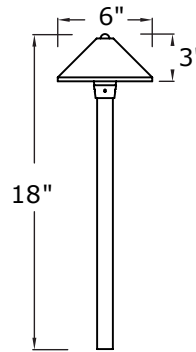


# ADJUSTABLE BEAM PATH LIGHT R-G231



- T3 bi-pin lamp (20W included)
- Easy adjustment of the diameter of light without changing fixture shade height
- Lock adjustment by tightening the knob screw
- Beam will not change diameter after you relamp the fixture
- Accomodates different path widths and garden areas with same fixture and same height
- 25' of 18 AWG SPT-2W cable included
- Aluminum, all Solid Brass or Copper Shade and Riser with solid Brass lamp housing. See finish notes
- G4/GU5.3 socket with stainless steel spring
- 1/2" NPS riser with ABS stake included for quick installation
- Optional cast brass or powder coated cast aluminum stake
- Direct-bury wire connectors included
- Requires low voltage power supply, ordered separately



R-A3A



R-A3B

Model	Shade	Material	Socket/Lamp	Natural Finishes	Powder Coat
R-G231	S Smooth	A Aluminum*	G4/GU5.3 20W L-JCB-20	NAP NAR	PAB PBZ
		B Solid Brass		NAS NAZ	PDV POC
		C Copper/Brass†		NOC UFB	PRI PSD
	D Dimpled ‡	A Aluminum*		UFC	PTB PWB
		B Solid Brass			PTW

\* Aluminum available w/ Powder Coat Finishes ONLY

† Solid Copper finished in NOC, UFC and Powder Coat Finished ONLY

‡ Dimpled Shade not available in Solid Copper

#### OPTIONAL PARTS

MODEL NO	DESCRIPTION
R-A3A	Aluminum Stake Powder Coat
R-A3B	Natural Solid Brass Stake

#### R-G231SB - PWB

MODEL NO SHADE MATERIAL FINISH

B=Brass Powder Coat Weathered Brown Smooth

\*We reserve the right to change specifications without notice.

## Natural Patinas

**Natural Antique Bronze (NAZ) is the Standard finish. Other Natural Patina finished and Powder Coat finishes are available for an extra charge.**

Troy Landscape Lighting Natural Patinas are chemically etched finishes available on Solid Brass and Solid Copper fixtures only. chemical etching accelerates the natural aging and weathering that copper and brass experience when used outdoors. These finishes will continue to develop and richen over time. They begin with an "N". Unfinished Brass and Unfinished Copper are just as described - unfinished. The metal will oxidize and darken with age.

## Powder Coat Finishes

Troy Landscape Lighting powder coat finish colors are available on all fixtures for an additional charge. The powder coat finish is baked on at 400° over a primer pre-coat for both chip and weather resistance. All powder coat finishes begin with a "P".

## Standard Finish on Solid Brass



### NAZ

Natural Antique Bronze

## Natural Patina Finishes on Solid Brass



### NAP

Natural Autumn Patina



### NAR

Natural Rust



### NAS

Natural Antique Brass



### NOC

Natural Old Copper



### UFB

Unfinished Brass

## Natural Patina Finishes on Solid Copper



### NOC

Natural Old Copper




### UFC

Unfinished Copper

**COPPER  
AVAILABLE ON  
LIMITED MODELS -  
SEE INDEX**

## Powder Coat Finishes All Metal Fixtures



### PAB

Aged Bronze



### PBZ

Bronze



### PDV

Dark Verdi



### POC

Old Copper



### PRI

Rusty Iron



### PSD

Sand




### PTB

Textured Black



### PWB

Textured Weathered Brown



### PTW

Textured White

\*We reserve the right to change specifications without notice.