

SPECIFICATIONS

Single Ended - G6.35 GX6.35; GY6.35

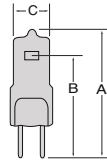
CROSS REFERENCE

LAMP DESCRIPTION ORDERING CODE

MANUFACTURER - LAMP # EQUIPMENT MODEL

BRL JC12V-50W 1000071

Watts	50W
Volts	12V
Color Temp	3300K
Approx Lumens	1400Lm
Average Life	50Hrs
Filament	CBar6
Burn Position	BD/Hor
Base	G6.35

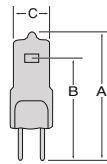


MOL (A)	44mm
Lighted Length (B)	30mm
Bulb Diameter (C)	11.5mm

DR. HELL
Scanner
SIEMENS

FDV JC24V-150W 1000505

Watts	150W
Volts	24V
Color Temp	3350K
Approx Lumens	4600Lm
Average Life	100Hrs
Filament	CBar6
Burn Position	BD/Hor
Base	G6.35

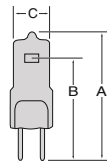


MOL (A)	50.8mm
Lighted Length (B)	30mm
Bulb Diameter (C)	14mm

SIMON OMEGA
471-027
VISUAL GRAPHICS
62-12205-003

EHI JC24V-250W 1000290

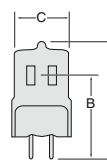
Watts	250W
Volts	24V
Color Temp	3400K
Approx Lumens	8500Lm
Average Life	50Hrs
Filament	CBar6
Burn Position	BD/Hor
Base	G6.35



MOL (A)	55mm
Lighted Length (B)	33mm
Bulb Diameter (C)	13.5mm

JCV120V-1000WC4 1001822

Watts	1000W
Volts	120V
Color Temp	3200K
Approx Lumens	27000Lm
Average Life	100Hrs
Filament	2CC-8
Burn Position	BD/Hor
Base	GX6.35

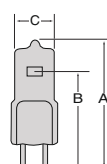


MOL (A)	67.5mm
Lighted Length (B)	38mm
Bulb Diameter (C)	23mm

OLEC - L1KS
AL1KT; AL11KT;
ALKT

EVA JC12V-100H20 1000381

Watts	100W
Volts	12V
Color Temp	3000K
Approx Lumens	2000Lm
Average Life	2000Hrs
Filament	CBar6
Burn Position	BD/Hor
Base	GY6.35



MOL (A)	44mm
Lighted Length (B)	30mm
Bulb Diameter (C)	11.5mm

OLEC - L1CP
AL1CP; AL1CX