

Design Voltage	Ushio Ordering Code	Ushio Lamp Code	Dimensions			Color Temp (K)	Avg Life (h)	Fig No	Alternate Designation	Lamp Notes
			MOL (mm)	LL (mm)	L1 (mm)					
2200 Watts										
250	1001354	QIH250-2200/C	303.0	248	—	2500	3000	6	2200T3/CL/H	R
2400 Watts										
461	1001370	QIH461-2400/S	786.0	610	—	2500	5000	1	2400T3/CL/31	
2500 Watts										
400	1003159	QIH400-2500/ZH*	381.0	310	—	2500	5000	5		IW
400	1003329	QIH400-2500/ZH2*	357.0	280	—	2700	3000	5		IW, S
400	1003570	QIH400-2500/ZD*	381.0	310	—	2500	5000	5		IW
480	1001372	QIH480-2500/L	731.0	635	—	2500	5000	4	—	
480	1001373	QIH480-2500/S	732.0	635	—	2500	5000	1	QH2500T3/CL	
480	1001375	QIH480-2500/VL	731.0	635	—	2500	5000	4	—	
480	1001376	QIH480-2500/VS	732.0	635	—	2500	5000	1	2500T3/CL/VB	
480	1001379	QIH480-2500T/E	727.0	635	724	2500	5000	2	QH2500T3/7	
480	1001380	QIH480-2500T/L	729.0	635	—	2500	5000	4	—	
480	1001381	QIH480-2500T/S	732.0	635	—	2500	5000	1	QH2500T3	
480	1003164	QIH480-2500/ZH	737.0	635	—	2500	5000	5	—	IW
575	1001399	QIH575-2500/S	732.0	635	—	2500	5000	1	2500T3/HT	
600	1001400	QIH600-2500/L	731.0	635	—	2500	5000	4	—	
600	1001401	QIH600-2500/VL	731.0	635	—	2500	5000	4	—	

*For plastic blow molding

Please contact National Customer Service Center for detailed specifications and special design requirements.

Fig 1

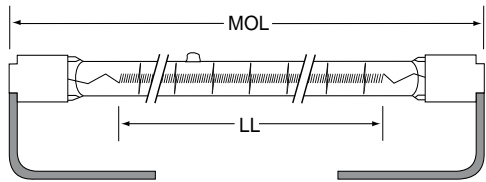


Fig 2

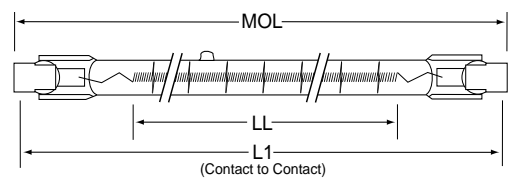


Fig 4

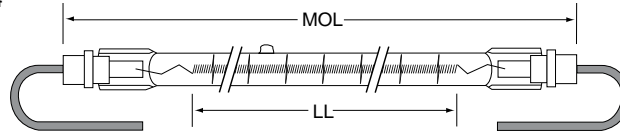


Fig 5

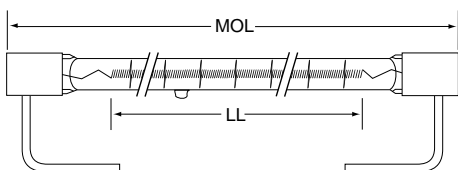
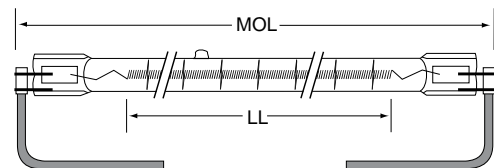


Fig 6



Dimensions

- MOL = Maximum Overall Length
- LL = Lighted Length (filament length) (avg.)
- L1 = Designated Length (avg.)
- Maximum bulb diameter: 11mm
- All dimensions are in millimeters (mm)

Lamp Notes

- F = Faston Terminal (FR = Faston Receptacle, FT = Faston Tab)
- IW = Insulated Wire
- R = Ring Tongue Terminal
- S = Spade Tongue Terminal
- Standard Lead Wire Length: 145mm

