

Design Voltage	Ushio Ordering Code	Ushio Lamp Code	Dimensions			Color Temp (K)	Avg Life (h)	Fig No	Alternate Designation	Lamp Notes
			MOL (mm)	LL (mm)	L1 (mm)					
3000 Watts										
240	1001351	QIH240-3000/S	503.0	410	—	2500	5000	1	3000T3/CL	
240	1003462	QIH240-3000/VC	349.0	280	—	2500	5000	6**	—	IW, R
400	1001364	QIH400-3000/B	913.0	700	798	2450	5000	3	13215X	
400	1001365	QIH400-3000/B2	623.0	410	508	2500	5000	3	—	
400	1001367	QIH400-3000/VZB	913.0	700	798	2450	5000	3	13230X/98	
400	1003571	QIH400-3000/ZD*	381.0	310	—	2500	5000	5	—	IW
400	1003181	QIH400-3000/ZH*	381.0	310	—	2500	5000	5	—	IW
400	1003330	QIH400-3000/ZH2*	357.0	280	—	2700	3000	5	—	IW, S
3200 Watts										
384	1001360	QIH384-3200/S	456.0	406	—	2500	3000	1	3200T3/CL/HT	
3650 Watts										
480	1001385	QIH480-3650/L	1062.0	965	—	2500	5000	4	—	
480	1001386	QIH480-3650/S	1059.0	965	—	2500	5000	1	3650T3/CL	
480	1001387	QIH480-3650T/L	1060.0	965	—	2500	5000	4	QH3650T3/5	
480	1003258	QIH480-3650/VS	1059.0	965	—	2500	5000	1	—	

*For plastic blow molding

**Max. bulb diameter is 14mm for this item only.

Please contact National Customer Service Center for detailed specifications and special design requirements.

Fig 1

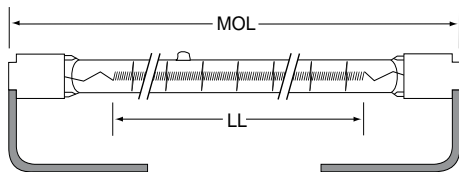


Fig 3

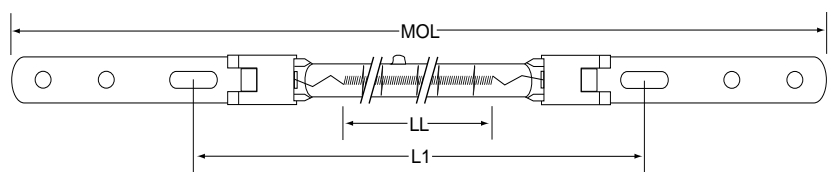


Fig 4

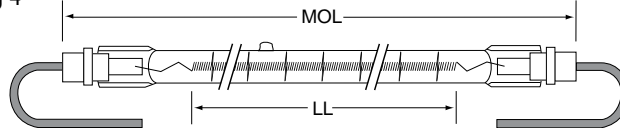


Fig 5

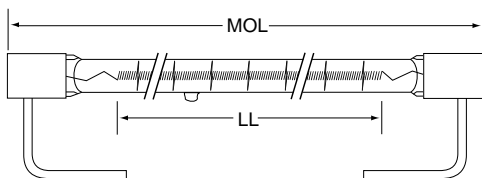
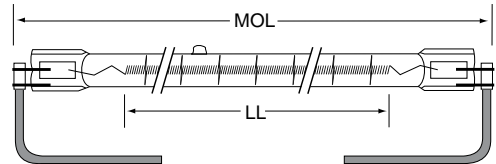


Fig 6



Dimensions

- MOL = Maximum Overall Length
- LL = Lighted Length (filament length) (avg.)
- L1 = Designated Length (avg.)
- Maximum bulb diameter: 11mm
- All dimensions are in millimeters (mm)

Lamp Notes

- F = Faston Terminal (FR = Faston Receptacle, FT = Faston Tab)
- IW = Insulated Wire
- R = Ring Tongue Terminal
- S = Spade Tongue Terminal
- Standard Lead Wire Length: 145mm

