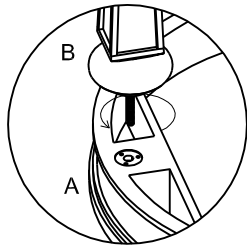
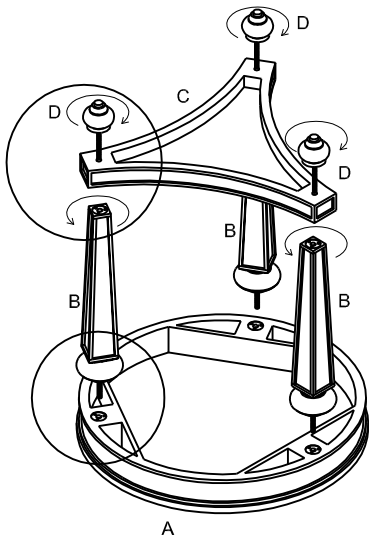




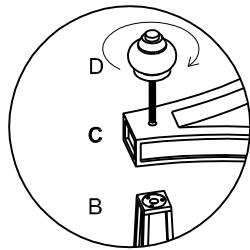
UTTERMOST

# Assembly Instruction STYLE:24235

## Part .1




step 1



step 2

## Part .2



### Parts list

A	Table Top	1 PC
B	Post	3 PCS
C	Shelf	1 PC
D	Foot	3 PCS

1. Take the mirror furniture carefully out of the carton and then place the furniture on a flat and soft surface make sure the furniture will not be damaged.

2. Put the Table Top(A) upside down on a flat and soft surface, then rotate 3 Table Legs (B) until secure { see step.1 }

3. Put the Table Shelf(C) upside down on the bottom of 3 Legs(B), then use the Table Foot with screw across table shelf to fix in the table legs { see step.2 } Turn over the table and assembly is complete.

If uneven ground, please rotate the adjustable foot on bottom of leg to adjust height.

To Clean, wipe with soft dry cloth.

PO BOX558/3325 GRASSY HILL RD. ROCKY MOUNT, VIRGINIA 24151

[www.uttermost.com](http://www.uttermost.com)