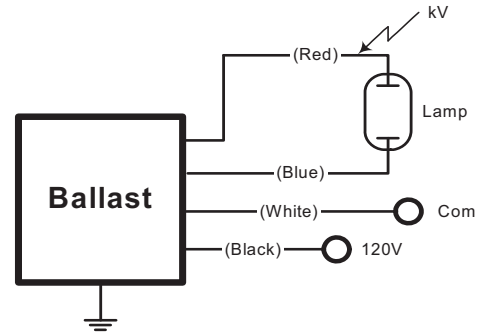
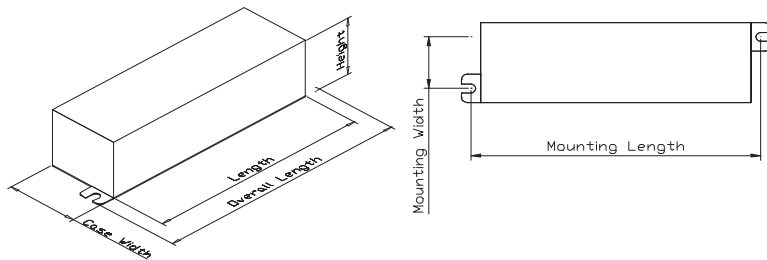


	e-Vision® Electronic Ballast for Metal Halide Lamps	Catalog Number: RMH-20-K
		For 22W Metal Halide Lamps ANSI M175 120V 50/60Hz Electronic Status: RELEASED

DIMENSIONS AND DATA

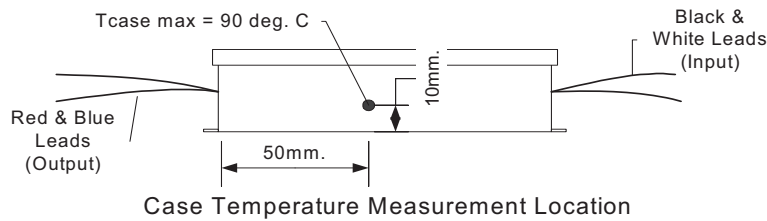
Lamp		Input Volts	Catalog Number*	Line Current (Amps)	Input Power (Watts)	Min Power Factor	Wiring Diag	Fig.	Weight (lb)	Max. Distance to Lamp (ft)
Number	Watts									
22W Watt Lamp, ANSI Code M175 Minimum Starting Temp -20°C/-4°F										
1	22	120	RMH-20-K-XXX	0.23	26	0.9	4	K	0.4	6



Ballast Case must be Grounded

Wiring Diagram 4

Case Figure	Overall Length	Case Length	Case Width	Height	Mounting Length	Mounting Width
K	119mm [4.74"]	104mm [4.1"]	33mm [1.1"]	30mm [1.2"]	114mm [4.5"]	13.5mm [0.5"]



INSTALLATION & APPLICATION NOTES:

- Maximum allowable case temperature is 90°C. See figure above for measurement location
- Ignition pulse is 2 kV max
- All leads are 9 inches long
- Ballast output will shutdown after 20 minutes if lamp fails to ignite
- Power must be cycled off – then on, after replacing lamp
- Connect the red lead to the center terminal of lamp when using screw base lamps

***Ordering Information**

Order Suffix	Description
-LF	Ballast with side exit leads and mounting feet, Leads exit either end
-LFS	Ballast with side exit leads and mounting feet, Leads exit same end

Data is based on tests performed by Philips Advance in a controlled environment and is representative of relative performance. Actual performance can vary depending on operating conditions. Specifications are subject to change without notice. All specifications are nominal unless otherwise noted.

Philips Lighting Electronics N.A.

10275 West Higgins Road • Rosemont, IL 60018 • www.philips.com/advance
 Tel: 800-322-2086 • Fax: 800-423-1882 • Customer Support: 800-372-3331 • OEM Support: 866-915-5886