

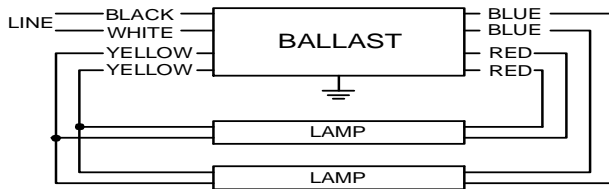
PHILIPS ADVANCE

Electrical Specifications

| | |
|--------------------------|----------------------|
| ASB-0412-12-BL-TP | |
| Brand Name | SIGNPRO |
| Ballast Type | Magnetic Sign |
| Starting Method | Rapid Start |
| Lamp Connection | Series |
| Input Voltage | 120 |
| Input Frequency | 60 HZ |
| Status | Active |

| Lamp Type | Num. of Lamps | Lamp Footage | Rated Lamp Watts | Min. Start Temp (F/C) | Input Current (Amps) | Input Power (Watts) | Ballast Factor | MAX THD % | Power Factor | Lamp Current Crest Factor | B.E. F. |
|-------------|---------------|--------------|------------------|-----------------------|----------------------|---------------------|----------------|-----------|--------------|---------------------------|---------|
| * F24T12/HO | 2 | 4 | 35 | -20/-29 | 0.90 | 94 | 0.78 | 55 | 0.87 | 2.1 | 0.83 |
| F48T12/HO | 1 | 4 | 60 | -20/-29 | 0.82 | 81 | 0.77 | 55 | 0.83 | 2.1 | 0.95 |
| F48T12/HO | 2 | 8 | 60 | -20/-29 | 1.13 | 133 | 0.85 | 20 | 0.98 | 2.0 | 0.64 |
| F72T12/HO | 1 | 6 | 85 | -20/-29 | 0.92 | 101 | 0.81 | 35 | 0.92 | 2.0 | 0.80 |
| F72T12/HO | 2 | 12 | 85 | -20/-29 | 1.48 | 175 | 0.89 | 15 | 0.99 | 1.8 | 0.51 |
| F96T12/HO | 1 | 8 | 110 | -20/-29 | 1.03 | 120 | 0.84 | 25 | 0.97 | 2.0 | 0.70 |

Wiring Diagram



Diag. 21

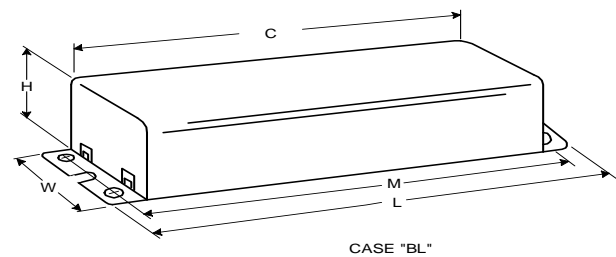
The wiring diagram that appears above is for the lamp type denoted by the asterisk (*)

Standard Lead Length (inches)

| | in. | cm. |
|--------|-----|-------|
| Black | 18 | 45.7 |
| White | 18 | 45.7 |
| Blue | 33 | 83.8 |
| Red | 33 | 83.8 |
| Yellow | 51 | 129.5 |
| Gray | | 0 |
| Violet | | 0 |

| | in. | cm. |
|--------------|-----|-----|
| Yellow/Blue | | 0 |
| Blue/White | | 0 |
| Brown | | 0 |
| Orange | | 0 |
| Orange/Black | | 0 |
| Black/White | | 0 |
| Red/White | | 0 |

Enclosure



Enclosure Dimensions

| OverAll (L) | Width (W) | Height (H) | Mounting (M) |
|-------------|-----------|------------|--------------|
| 11.75 " | 3.1875 " | 2.625 " | 11.14062 " |
| 11 3/4" | 3 3/16" | 2 5/8" | 11 9/64" |
| 29.8 cm | 8.1 cm | 6.7 cm | 28.3 cm |



Revised 03/08/04

Data is based upon tests performed by Philips Lighting N.A in a controlled environment and representative of relative performance. Actual performance can vary depending on operating conditions. Specifications are subject to change without notice. All specifications are nominal unless otherwise noted.

Philips Lighting Electronic N.A

10275 West Higgins Road Rosemont, IL 60018 Tel.: 800-322-2086 Fax: 888-432-1882
Customer Support/Technical Service: 800-372-3331 · OEM Support: 866-915-5886

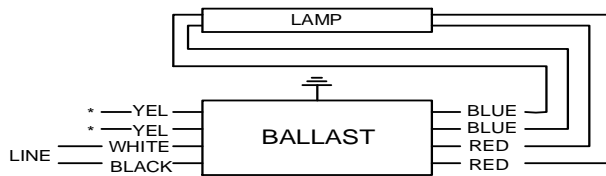
PHILIPS ADVANCE

Electrical Specifications

| | |
|--------------------------|----------------------|
| ASB-0412-12-BL-TP | |
| Brand Name | SIGNPRO |
| Ballast Type | Magnetic Sign |
| Starting Method | Rapid Start |
| Lamp Connection | Series |
| Input Voltage | 120 |
| Input Frequency | 60 HZ |
| Status | Active |

| Lamp Type | Num. of Lamps | Lamp Footage | Rated Lamp Watts | Min. Start Temp (°F/°C) | Input Current (Amps) | Input Power (Watts) | Ballast Factor | MAX THD % | Power Factor | Lamp Current Crest Factor | B.E. F. |
|-------------|---------------|--------------|------------------|-------------------------|----------------------|---------------------|----------------|-----------|--------------|---------------------------|---------|
| F24T12/HO | 2 | 4 | 35 | -20/-29 | 0.90 | 94 | 0.78 | 55 | 0.87 | 2.1 | 0.83 |
| * F48T12/HO | 1 | 4 | 60 | -20/-29 | 0.82 | 81 | 0.77 | 55 | 0.83 | 2.1 | 0.95 |
| F48T12/HO | 2 | 8 | 60 | -20/-29 | 1.13 | 133 | 0.85 | 20 | 0.98 | 2.0 | 0.64 |
| F72T12/HO | 1 | 6 | 85 | -20/-29 | 0.92 | 101 | 0.81 | 35 | 0.92 | 2.0 | 0.80 |
| F72T12/HO | 2 | 12 | 85 | -20/-29 | 1.48 | 175 | 0.89 | 15 | 0.99 | 1.8 | 0.51 |
| F96T12/HO | 1 | 8 | 110 | -20/-29 | 1.03 | 120 | 0.84 | 25 | 0.97 | 2.0 | 0.70 |

Wiring Diagram



*FOR SINGLE LAMP OPERATION, INSULATE YELLOW LEADS INDIVIDUALLY FOR 600V

Diag. 39

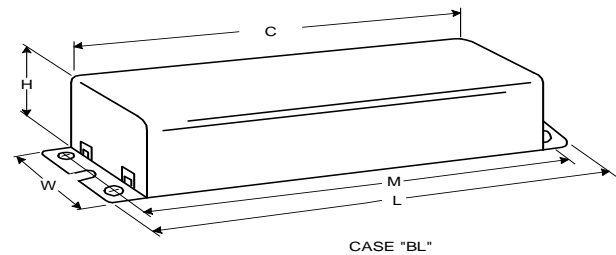
The wiring diagram that appears above is for the lamp type denoted by the asterisk (*)

Standard Lead Length (inches)

| | in. | cm. |
|--------|-----|-------|
| Black | 18 | 45.7 |
| White | 18 | 45.7 |
| Blue | 33 | 83.8 |
| Red | 33 | 83.8 |
| Yellow | 51 | 129.5 |
| Gray | | 0 |
| Violet | | 0 |

| | in. | cm. |
|--------------|-----|-----|
| Yellow/Blue | | 0 |
| Blue/White | | 0 |
| Brown | | 0 |
| Orange | | 0 |
| Orange/Black | | 0 |
| Black/White | | 0 |
| Red/White | | 0 |

Enclosure



Enclosure Dimensions

| OverAll (L) | Width (W) | Height (H) | Mounting (M) |
|-------------|-----------|------------|--------------|
| 11.75 " | 3.1875 " | 2.625 " | 11.14062 " |
| 11 3/4" | 3 3/16" | 2 5/8" | 11 9/64" |
| 29.8 cm | 8.1 cm | 6.7 cm | 28.3 cm |



Revised 03/08/04

Data is based upon tests performed by Philips Lighting N.A in a controlled environment and representative of relative performance. Actual performance can vary depending on operating conditions. Specifications are subject to change without notice. All specifications are nominal unless otherwise noted.

Philips Lighting Electronic N.A

10275 West Higgins Road Rosemont, IL 60018 Tel.: 800-322-2086 Fax: 888-432-1882
Customer Support/Technical Service: 800-372-3331 · OEM Support: 866-915-5886