

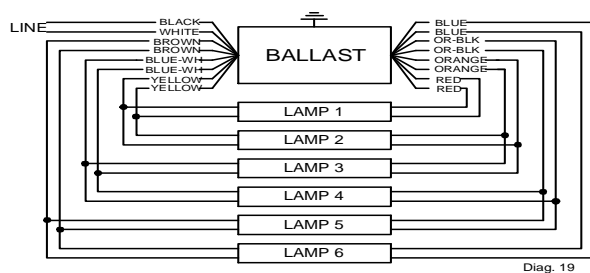
# PHILIPS ADVANCE

## Electrical Specifications

<b>ASB-2448-46-BL-TP</b>	
Brand Name	<b>SIGNPRO</b>
Ballast Type	<b>Magnetic Sign</b>
Starting Method	<b>Rapid Start</b>
Lamp Connection	<b>Series</b>
Input Voltage	<b>120</b>
Input Frequency	<b>60 HZ</b>
Status	<b>Active</b>

Lamp Type	Num. of Lamps	Lamp Footage	Rated Lamp Watts	Min. Start Temp (F/C)	Input Current (Amps)	Input Power (Watts)	Ballast Factor	MAX THD %	Power Factor	Lamp Current Crest Factor	B.E. F.
F72T12/HO	4	24	85	-20/-29	3.70	381	0.89	20	0.86	1.8	0.23
F72T12/HO	5	30	85	-20/-29	4.02	447	0.89	10	0.93	1.8	0.20
F96T12/HO	5	40	110	-20/-29	4.45	527	0.87	10	0.99	1.7	0.17
* F96T12/HO	6	48	110	-20/-29	5.19	604	0.86	10	0.97	1.6	0.14

### Wiring Diagram

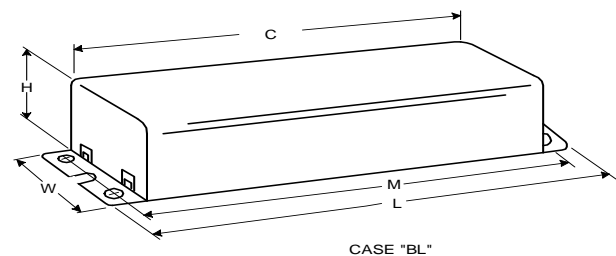


The wiring diagram that appears above is for the lamp type denoted by the asterisk (\*)

### Standard Lead Length (inches)

	in.	cm.		in.	cm.
Black	24	61	Yellow/Blue		0
White	24	61	Blue/White	50	127
Blue	50	127	Brown	50	127
Red	80	203.2	Orange	50	127
Yellow	70	177.8	Orange/Black	50	127
Gray		0	Black/White		0
Violet		0	Red/White		0

### Enclosure



### Enclosure Dimensions

OverAll (L)	Width (W)	Height (H)	Mounting (M)
19.1875 "	3.1875 "	2.6875 "	18.625 "
19 3/16	3 3/16	2 11/16	18 5/8
48.7 cm	8.1 cm	6.8 cm	47.3 cm



Revised 03/08/04

Data is based upon tests performed by Philips Lighting N.A in a controlled environment and representative of relative performance. Actual performance can vary depending on operating conditions. Specifications are subject to change without notice. All specifications are nominal unless otherwise noted.

## Philips Lighting Electronic N.A

10275 West Higgins Road Rosemont, IL 60018 Tel.: 800-322-2086 Fax: 888-432-1882  
Customer Support/Technical Service: 800-372-3331 · OEM Support: 866-915-5886

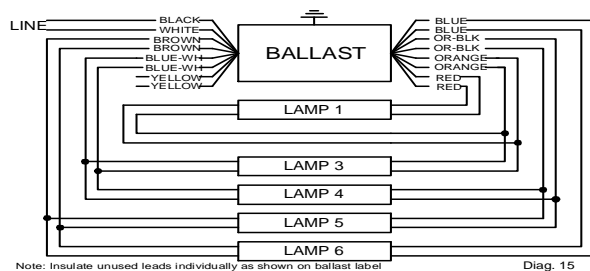
# PHILIPS ADVANCE

## Electrical Specifications

<b>ASB-2448-46-BL-TP</b>	
Brand Name	<b>SIGNPRO</b>
Ballast Type	<b>Magnetic Sign</b>
Starting Method	<b>Rapid Start</b>
Lamp Connection	<b>Series</b>
Input Voltage	<b>120</b>
Input Frequency	<b>60 HZ</b>
Status	<b>Active</b>

Lamp Type	Num. of Lamps	Lamp Footage	Rated Lamp Watts	Min. Start Temp (F/C)	Input Current (Amps)	Input Power (Watts)	Ballast Factor	MAX THD %	Power Factor	Lamp Current Crest Factor	B.E. F.
F72T12/HO	4	24	85	-20/-29	3.70	381	0.89	20	0.86	1.8	0.23
F72T12/HO	5	30	85	-20/-29	4.02	447	0.89	10	0.93	1.8	0.20
*F96T12/HO	5	40	110	-20/-29	4.45	527	0.87	10	0.99	1.7	0.17
F96T12/HO	6	48	110	-20/-29	5.19	604	0.86	10	0.97	1.6	0.14

### Wiring Diagram

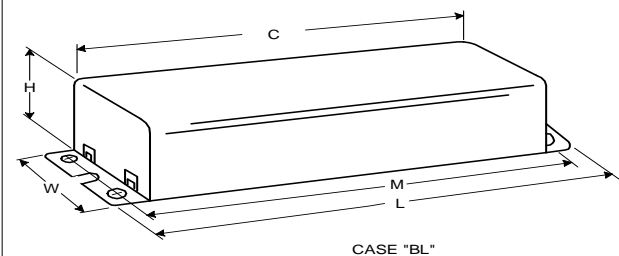


The wiring diagram that appears above is for the lamp type denoted by the asterisk (\*)

### Standard Lead Length (inches)

	in.	cm.		in.	cm.
Black	24	61	Yellow/Blue		0
White	24	61	Blue/White	50	127
Blue	50	127	Brown	50	127
Red	80	203.2	Orange	50	127
Yellow	70	177.8	Orange/Black	50	127
Gray		0	Black/White		0
Violet		0	Red/White		0

### Enclosure



### Enclosure Dimensions

OverAll (L)	Width (W)	Height (H)	Mounting (M)
19.1875 "	3.1875 "	2.6875 "	18.625 "
19 3/16	3 3/16	2 11/16	18 5/8
48.7 cm	8.1 cm	6.8 cm	47.3 cm



Revised 03/08/04

Data is based upon tests performed by Philips Lighting N.A in a controlled environment and representative of relative performance. Actual performance can vary depending on operating conditions. Specifications are subject to change without notice. All specifications are nominal unless otherwise noted.

## Philips Lighting Electronic N.A

10275 West Higgins Road Rosemont, IL 60018 Tel.: 800-322-2086 Fax: 888-432-1882  
Customer Support/Technical Service: 800-372-3331 · OEM Support: 866-915-5886

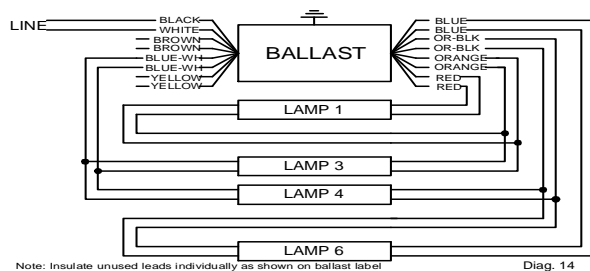
# PHILIPS ADVANCE

## Electrical Specifications

<b>ASB-2448-46-BL-TP</b>	
Brand Name	<b>SIGNPRO</b>
Ballast Type	<b>Magnetic Sign</b>
Starting Method	<b>Rapid Start</b>
Lamp Connection	<b>Series</b>
Input Voltage	<b>120</b>
Input Frequency	<b>60 HZ</b>
Status	<b>Active</b>

Lamp Type	Num. of Lamps	Lamp Footage	Rated Lamp Watts	Min. Start Temp (F/C)	Input Current (Amps)	Input Power (Watts)	Ballast Factor	MAX THD %	Power Factor	Lamp Current Crest Factor	B.E. F.
* F72T12/HO	4	24	85	-20/-29	3.70	381	0.89	20	0.86	1.8	0.23
F72T12/HO	5	30	85	-20/-29	4.02	447	0.89	10	0.93	1.8	0.20
F96T12/HO	5	40	110	-20/-29	4.45	527	0.87	10	0.99	1.7	0.17
F96T12/HO	6	48	110	-20/-29	5.19	604	0.86	10	0.97	1.6	0.14

### Wiring Diagram

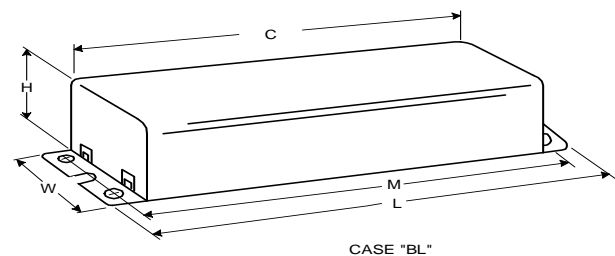


The wiring diagram that appears above is for the lamp type denoted by the asterisk (\*)

### Standard Lead Length (inches)

	in.	cm.		in.	cm.
Black	24	61	Yellow/Blue		0
White	24	61	Blue/White	50	127
Blue	50	127	Brown	50	127
Red	80	203.2	Orange	50	127
Yellow	70	177.8	Orange/Black	50	127
Gray		0	Black/White		0
Violet		0	Red/White		0

### Enclosure



### Enclosure Dimensions

OverAll (L)	Width (W)	Height (H)	Mounting (M)
19.1875 "	3.1875 "	2.6875 "	18.625 "
19 3/16	3 3/16	2 11/16	18 5/8
48.7 cm	8.1 cm	6.8 cm	47.3 cm



Revised 03/08/04

Data is based upon tests performed by Philips Lighting N.A in a controlled environment and representative of relative performance. Actual performance can vary depending on operating conditions. Specifications are subject to change without notice. All specifications are nominal unless otherwise noted.

## Philips Lighting Electronic N.A

10275 West Higgins Road Rosemont, IL 60018 Tel.: 800-322-2086 Fax: 888-432-1882  
Customer Support/Technical Service: 800-372-3331 · OEM Support: 866-915-5886