



**EYE LIGHTING INTERNATIONAL
OF NORTH AMERICA, INC.**
A SUBSIDIARY OF IWASAKI ELECTRIC CO., LTD.

Home About Us Products How to buy Trade Shows Trade Associations Industry Links Lighting FAQs Lighting Library

Single-Ended

JD Series

Features

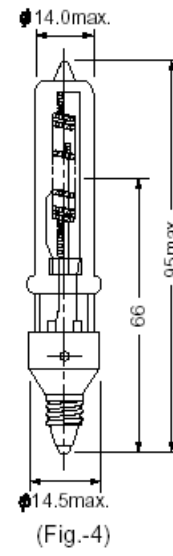
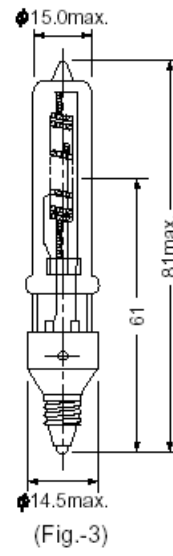
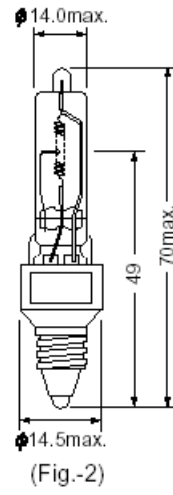
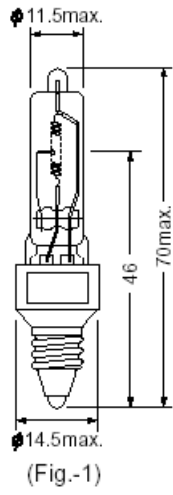
- Crisp, white light
- Mini-Candelabra, DC Bayonet, Medium and European Bases
- 28V, 30V, 110V, 120V, 130V, 220-230V and 240-250V types
- From 50W to 500W

Applications

- Home
- Retail Stores
- Lounges
- Furniture
- Museums
- Restaurants
- Offices
- Displays
- Supermarkets

Mini Candelabra Base													
Watts	Volts	Product	Product	Product	Case	Initial Lumens	Average Life Hours	Color Temp. (K)	Filament	M.O.L.		L.C.L.	
(W)	(V)	Code	Description	Comparison	Qty	(lm)				(in.)	(mm)	(in.)	(mm)
50 (fig.1)	120	81903	50Q/CL	50Q/CL/MC	50	725	1500	2850	CC-8	2.76	70	1.81	46
	120	82050	50Q	50Q/F/MC	50	690	1500	2850	CC-8	2.76	70	-	-
	130	81952	50Q/CL	50Q/CL/MC/130V	50	725	1500	2850	CC-8	2.76	70	1.81	46
	130	82075	50Q	50Q/F/MC/130V	50	690	1500	2850	CC-8	2.76	70	-	-
75 (fig.1)	120	82197	75Q/CL	75Q/CL/MC	50	1150	1500	2850	CC-8	2.76	70	1.81	46
	120	82295	75Q	75Q/F/MC	50	1050	1500	2850	CC-8	2.76	70	-	-
	130	82308	75Q/CL	75Q/CL/MC/130V	50	1150	1500	2850	CC-8	2.76	70	1.81	46
	130	82215	75Q	75Q/F/MC/130V	50	1050	1500	2850	CC-8	2.76	70	-	-
100 (fig.2)	120	80286	100Q/CL	100Q/CL/MC	50	1600	2000	2850	CC-8	2.76	70	1.93	49
	120	80391	100Q	100Q/F/MC	50	1520	2000	2850	CC-8	2.76	70	-	-
	130	80335	100Q/CL	100Q/CL/MC/130V	50	1600	2000	2850	CC-8	2.76	70	1.93	49
	130	80433	100Q	100Q/F/MC/130V	50	1520	2000	2850	CC-8	2.76	70	-	-
150 (fig.2)	120	80580	150Q/CL	150Q/CL/MC/ETG	50	2800	2000	2850	CC-8	2.76	70	1.93	49
	120	80776	150Q	150Q/F/MC/ETH	50	2660	2000	2850	CC-8	2.76	70	-	-
	130	80629	150Q/CL	150Q/CL/MC/130V	50	2800	2000	2850	CC-8	2.76	70	1.93	49
	130	80825	150Q	150Q/F/MC/130V	50	2660	2000	2850	CC-8	2.76	70	-	-
250 (fig.3)	120	80972	250Q/CL	250Q/CL/MC/EHT	50	5000	2000	2900	CC-8	3.19	81	2.40	61
	120	81168	250Q	250Q/F/MC/ESM	50	4750	2000	2900	CC-8	3.19	81	-	-
	130	81021	250Q/CL	250Q/CL/MC/130V	50	5000	2000	2900	CC-8	3.19	81	2.40	61
	130	81217	250Q	250Q/F/MC/130V	50	4750	2000	2900	CC-8	3.19	81	-	-
400 (fig.4)	120	81315	400Q/CL	400Q/CL/MC	50	8250	2000	2900	CC-8	3.74	95	2.60	66
	120	81413	400Q	400Q/F/MC	50	7840	2000	2900	CC-8	3.74	95	-	-
	130	81325	400Q/CL	400Q/CL/MC/130V	50	8250	2000	2900	CC-8	3.74	95	2.60	66
	130	81420	400Q	400Q/F/MC/130V	50	7840	2000	2900	CC-8	3.74	95	-	-
500 (fig.4)	120	81511	500Q/CL	500Q/CL/MC/EVR	50	10450	2000	2950	CC-8	3.74	95	2.60	66
	120	81756	500Q	500Q/F/MC/EYX	50	9930	2000	2950	CC-8	3.74	95	-	-
	130	81560	500Q/CL	500Q/CL/MC/130V/EYW	50	10450	2000	2950	CC-8	3.74	95	2.60	66
	130	81707	500Q	500Q/F/MC/130V/EYV	50	9930	2000	2950	CC-8	3.74	95	-	-

Lamp Drawings unit: mm



--top--