







Bulb Shape	Base Type	Watts	Order Code	Description	Volts	Case Qty	Filament Type	MOL (in)	LCL (in)	Rated Life (hrs)	Initial Lumens	Initial Color Temp	CBCP	Reduced Wattage	Warning and Caution Notices	Additional Information
MR (continued)																
ConstantColor® Precise™ MR16 (continued)																
	2-Pin GX5.3	42	20830	Q42MR16/C/VNSP9	12	20	CC-6	1.88		3500		3000	12300		2a,2j,4a,4c,4e,4f,9a,9d,10b,10c	Very Narrow Spot, ANSI: EZY
		50	20839	Q50MR16/C/VNSP15	12	20	C-6	1.88		6000		3050	9100		2a,2j,4a,4c,4e,4f,9a,9d,10b,10c	Narrow Spot, ANSI: EXT
		50	20835	Q50MR16/C/NFL25	12	20	C-6	1.88		6000		3050	3200		2a,2j,4a,4c,4e,4f,9a,9d,10b,10c	Narrow Flood, ANSI: EXZ
		50	20834	Q50MR16C/NFL30	12	20	C-6	1.88		6000		3050	2500		2a,2j,4a,4c,4e,4f,9a,9d,10b,10c	Narrow Flood, ANSI: EXK
		50	20833	Q50MR16C/FL40	12	20	C-6	1.88		6000		3050	1700		2a,2j,4a,4c,4e,4f,9a,9d,10b,10c	Flood, ANSI: EXN
		50	20832	Q50MR16C/WFL55	12	20	C-6	1.88		6000		3050	900		2a,2j,4a,4c,4e,4f,9a,9d,10b,10c	Wide Flood, ANSI: FNV
		71	20843	Q71MR16C/VNSP15	12	20	C-6	1.88		4000		3050	11500		2a,2j,4a,4c,4e,4f,9a,9d,10b,10c	Narrow Spot, ANSI: EYF
		71	20841	Q71MR16C/NFL25	12	20	C-6	1.88		4000		3050	5500		2a,2j,4a,4c,4e,4f,9a,9d,10b,10c	Narrow Flood, ANSI: EYJ
		71	20840	Q71MR16C/FL40	12	20	C-6	1.88		4000		3050	2200		2a,2j,4a,4c,4e,4f,9a,9d,10b,10c	Flood, ANSI: EYC
Precise™ Cover Glass IR MR16																
	2-Pin GU5.3	20	28709	Q20MR16/HIR/CG10	12	20	C-8	1.88		5000		3000	6000		2a,2b,4f,9a,10c	Narrow Spot
		20	28710	Q20MR16/HIR/CG25	12	20	C-8	1.88		5000		3000	2300		2a,2b,4f,9a,10c	Narrow Flood
		20	28718	Q20MR16/HIR/CG35	12	20	C-8	1.88		5000		3000	1000		2a,2b,4f,9a,10c	Flood
		37	16715	Q37MR16/HIR/CG10	12	20	C-8	1.80		5000		3000	12500		2a,2b,4f,9a,10c	Narrow Spot
		37	16716	Q37MR16/HIR/CG25	12	20	C-8	1.80		5000		3000	4400		2a,2b,4f,9a,10c	Narrow Flood
		37	16717	Q37MR16/HIR/CG40	12	20	C-8	1.80		5000		3000	2050		2a,2b,4f,9a,10c	Flood
		50	16718	Q50MR16/HIR/CG10	12	20	C-8	1.80		5000		3000	15000		2a,2b,4f,9a,10c	Narrow Spot
		50	16719	Q50MR16/HIR/CG25	12	20	C-8	1.80		5000		3000	5700		2a,2b,4f,9a,10c	Narrow Flood
MR16	2-Pin GX5.3	50	16720	Q50MR16/HIR/CG40	12	20	C-8	1.80		5000		3000	2600		2a,2b,4f,9a,10c	Flood
Standard MR16																
	2-Pin GX5.3	20	25481	Q20MR16/SP	12	20	C-6	1.88		2000		2900	3500		2a,2j,4a,4c,4e,4f,9a,9d,10b,10c	Spot, ANSI: ESX
		20	25480	Q20MR16/FL	12	20	C-6	1.88		2000		2900	500		2a,2j,4a,4c,4e,4f,9a,9d,10b,10c	Flood, ANSI: BAB
		20	85290	Q20MR16/SP-PQ3/6	12	6	C-6	1.88		2000		2900	3500		2a,2j,4a,4c,4e,4f,9a,9d,10b,10c	Spotlight, ANSI: ESX
		20	85289	Q20MR16/FL-PQ3/6	12	6	C-6	1.88		2000		2900	500		2a,2j,4a,4c,4e,4f,9a,9d,10b,10c	Floodlight ANSI: BAB
		50	25483	Q50MR16/SP	12	20	C-6	1.88		2000		2900	9500		2a,2j,4a,4c,4e,4f,9a,9d,10b,10c	Spot, ANSI: EXT
		50	25482	Q50MR16/FL	12	20	C-6	1.88		2000		2900	1500		2a,2j,4a,4c,4e,4f,9a,9d,10b,10c	Flood, ANSI: EXN
		50	85296	Q50MR16/FL-PQ3/6	12	6	C-6	1.88		2000		2900	9500		2a,2j,4a,4c,4e,4f,9a,9d,10b,10c	Flood, ANSI: EXN
		50	85297	Q50MR16/SP-PQ3/6	12	6	C-6	1.88		2000		2900	1500		2a,2j,4a,4c,4e,4f,9a,9d,10b,10c	Spot, ANSI: EXT
Standard MR16 Cover Glass																
	2-Pin GX5.3	20	81763	Q20MR16CGFLCD-BA	12	6	C-6	1.88		2000	500	2900	450		2a,2j,4a,4c,4e,4f,9a,9d,10b,10c	Flood, Basic
		20	81765	Q20MR16CGSPCD-BA	12	6	C-6	1.88		2000	3500	2900	3150		2a,2j,4a,4c,4e,4f,9a,9d,10b,10c	Spot, Basic
		35	81768	Q35MR16CGFLCD-BA	12	6	C-6	1.88		2000	875	2900	840		2a,2j,4a,4c,4e,4f,9a,9d,10b,10c	Flood, Basic
		35	81769	Q35MR16CGSPCD-BA	12	6	C-6	1.88		2000	6125	2900	6750		2a,2j,4a,4c,4e,4f,9a,9d,10b,10c	Spot, Basic
		50	81770	Q50MR16CGFLCD-BA	12	6	C-6	1.88		2000	1250	2900	1350		2a,2j,4a,4c,4e,4f,9a,9d,10b,10c	Flood, Basic
		50	81771	Q50MR16CGSPCD-BA	12	6	C-6	1.88		2000	8750	2900	8550		2a,2j,4a,4c,4e,4f,9a,9d,10b,10c	Spot, Basic
	2-Pin GX5.3	50	82110	Q50MR16FCCGRV-CD	12	6	C-6	1.88		3000		2950	1750		2a,2j,4a,4c,4e,4f,9a,9d,10b,10c	Reveal®, Floodlight, Carded
		50	82111	Q50MR16SCGRV-CD	12	6	C-6	1.88		3000		2950	9000		2a,2j,4a,4c,4e,4f,9a,9d,10b,10c	Reveal®, Spotlight, Carded
Standard MR11																
	2-Pin G4	20	30754	Q20MR11/SP15IFTC	12	10	C-6	1.38		3500		2900	1760		2a,2b,4c,4e,4f,9a,9d,10b,10c,11a	Spot, ANSI: FTC
		20	30773	Q20MR11/NFL30	12	10	C-6	1.38		3500		2900	600		2a,2b,4c,4e,4f,9a,9d,10b,10c,11a	Narrow Flood, ANSI: FTD
		20	25197	FAM6Q20MR11NF/CD	12	1	C-6	1.38		3500		2900	600		2a,2b,4c,4e,4f,9a,9d,10b,10c,11a	Narrow Flood, ANSI: FTD