



**GE Lighting**  
*Metal Halide Lamps*

---

energy savings plus high color rendering...  
that takes imagination.



# The evolution of GE Lighting Metal Halide lamps...achieving quality and reliability for over 40 years.

## **Multi-Vapor®**

- Improved white light over High Pressure Sodium
- High efficiency
- Long life

## **Watt-Miser®**

- Save \$80 in energy costs vs. standard 400W\*
- Same white light
- Same light levels at mean life

## **PulseArc™**

- Saves energy and maintenance costs vs. Standard Metal Halide
- Higher lumen maintenance with PulseStart ballast
- Up to 50% longer life vs. standard metal halide on long burn cycles (120 hours per start)

## **StayBright™**

- Highest lumen maintenance available on standard CW/CWA systems
- Same white light
- Offers PulseArc performance without a ballast retrofit

## **CMH™ SPXX**

- Highest metal halide CRI >90
- Excellent lumen maintenance
- Rated for open fixtures

\* Based on 10¢ per KWH utility rate over rated lamp life, includes energy savings from new ballasts.



# GE METAL HALIDE

## Energy leadership with existing standard metal halide ballasts.

GE Multi-Vapor® Metal Halide lamps feature sparkling white light, high operating efficiencies and long life. There's a GE Multi-Vapor lamp just right for your situation, and most require only a simple bulb change to revolutionize your lighting.

### 360W Watt-Miser:

- Save \$80\* in energy costs vs. 400W metal halide.
- Same light at mean life.
- Simple lamp change—fits standard metal halide fixtures.

### 360W StayBright :

- Save \$80\* in energy costs vs. 400W metal halide.
- Highest lumen maintenance of any CW/CWA system.
- Features an internal pulse-start technology that provides "PulseArc-like" performance on standard ballasts.
- Longer useful life. Higher maintained lumens means an extended relamp cycle of up to 6 months, reducing lamp replacement and maintenance costs.

\* 10¢ per KWH over rated lamp life.



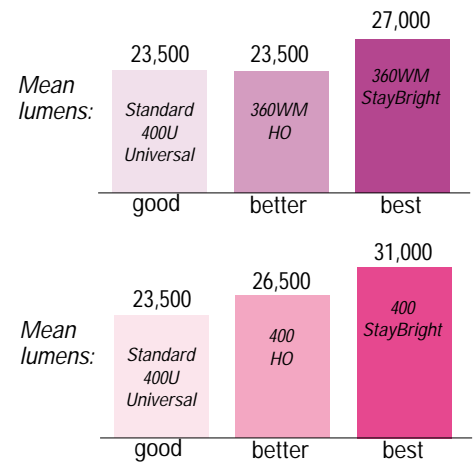
## Upgrades for Existing Installations



**Watt-Miser**  
**Energy Saving choices**  
 • same or more light  
 • \$80 energy savings\*

\* at 10¢ KWH

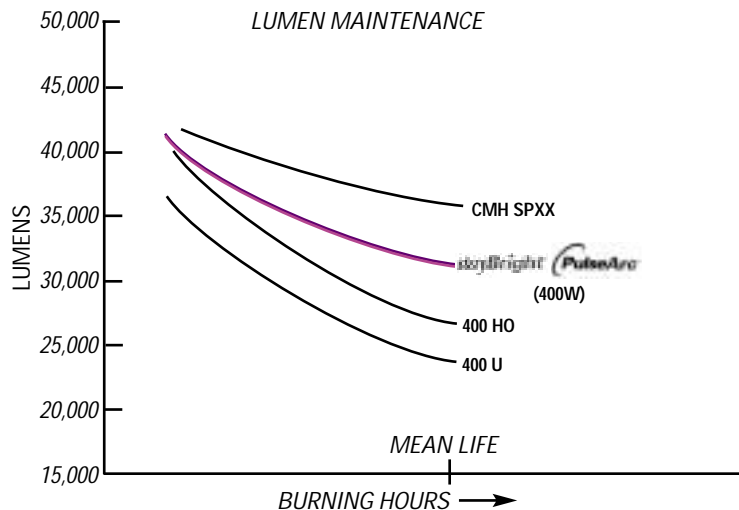
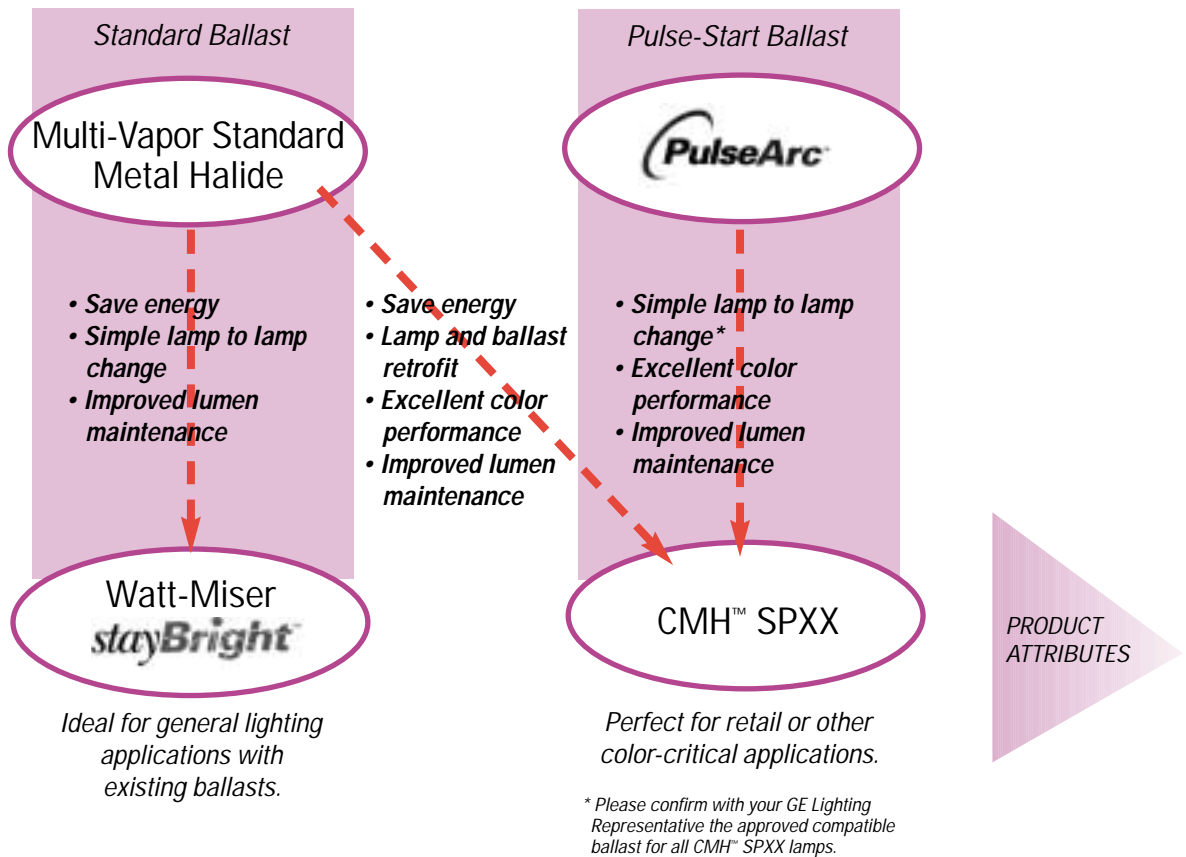
**High Output choices**  
 • more or most light  
 • same 400W energy



No expensive ballast retrofits needed.

# L H A L I D E

*Energy savings and the best color performance in the industry, GE has the solution for you.*



*Higher lumen maintenance means... more light over life or same light with energy savings*

# E L A M P S

*ConstantColor® High-Watt CMH™ providing sparkling color with startling performance. Now available in 300/320, 350 & 400 watt.*

*ConstantColor Metal Halide lamps provide a brighter, cleaner, more 'color true' look. An appealing lighting option in retail, grocery and commercial applications where enriched color is critical.*

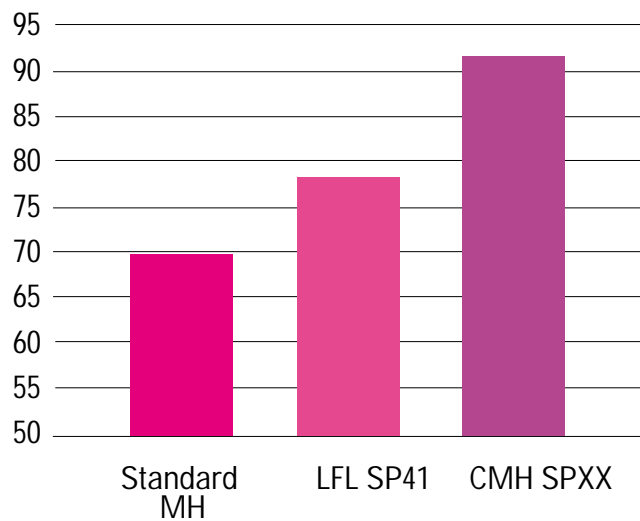
- **High CRI of >90.**
- **Excellent lumen maintenance >80%.**
- Improved spectral reds.
- PulseArc performance.
- Maintains color over time.
- Rated for open fixtures.
- Direct replacement for existing Pulse Start lamps.



*" The new GE ConstantColor CMH™ SPXX lights created a bright new look in the store. We've had comments from customers noting how good our produce and meat look."*

*—Mike Dunning  
Store Manager  
Sobeys*

**Best Color Rendering Available**



## Metal Halide Product Assortment

Product Code	Description	ANSI Ballast	LET	Case Qty.	Life	Initial Lumens	Mean Lumens	Color Temp.	CRI
<b>MULTI-VAPOR STANDARD METAL HALIDE LAMPS</b>									
43828	MVR400/U	M59	S	6	20000V 15000H	36000V 33100H	23500V 22100H	4000	65
43829	MVR400/C/U	M59	S	6	20000V 15000H	35000V 32200H	23000V 19300H	3700	70
49657	MVR400/VBU/HO	M59	S	6	20000	41000	26500	4000	65
49656	MVR400/C/VBU/HO	M59	S	6	20000	41000	26500	3700	70
<b>WATT-MISER ENERGY SAVING METAL HALIDE LAMPS</b>									
13495	MVR360/VBU/WM/HO	M59	S	6	20000	36000	23500	4300	65
13496	MVR360/C/VBU/WM/HO	M59	S	6	20000	35000	23000	4000	70
40056	MPR360/VBU/WM/HO/O	M59	O	6	20000	36000	24000	4000	65
<b>PULSE-ARC METAL HALIDE LAMPS</b>									
45664	MVR400/VBU/HO/PA	M135 or M155	S	6	20000	41000	31000	4000	65
45665	MVR400/C/VBU/HO/PA	M135 or M155	S	6	20000	40000	30000	3700	70
40376	MVR350/VBU/XHO/PA	M131	S	6	20000	37000	27500	4000	62
40377	MVR350/C/VBU/XHO/PA	M131	S	6	20000	36000	26000	3700	65
10202	MPR350/VBU/PA	M131	O	6	20000	35200	24600	4000	65
48824	MPR350/C/VBU/PA	M131	O	6	20000	33400	23500	3400	70
27501	MVR320/VBU/HO/PA	M132 or M154	S	12	20000	31000	18000	4000	65
27502	MVR320/C/VBU/HO/PA	M132 or M154	S	12	20000	30000	16500	3700	70
45666	MVR320/VBU/XHO/PA	M132 or M154	S	12	20000	34000	25000	4000	65
45669	MVR320/C/VBU/XHO/PA	M132 or M154	S	12	20000	33000	23000	3700	70
46275	MPR320/VBU/XHO/PA	M132 or M154	O	12	20000	32000	22500	4000	65
46276	MPR320/C/VBU/XHO/PA	M132 or M154	O	12	20000	30500	21500	3700	70
<b>STAYBRIGHT METAL HALIDE LAMPS</b>									
26865	MVR400/VBU/STB/HO	M59	S	6	20000	41000	31000	4000	65
26866	MVR400/C/VBU/STB/HO	M59	S	6	20000	41000	29500	3700	70
47685	MVR360/VBU/STB/MW	M59	S	6	20000	36000	27000	4000	65
47686	MVR360/C/VBU/STB/MW	M59	S	6	20000	35000	26000	3700	70
<b>CERAMIC METAL HALIDE SPXX LAMPS</b>									
49910	CMH400/VBU/940/PA/O	M135 or M155	O	6	20000	40000	32000	3700	92
49911	CMH400/C/VBU/940/PA/O	M135 or M155	O	6	20000	39000	31200	3700	92
11834	CMH350/VBU/940/PA/O	M131	O	6	20000	34000	27200	3600	90
11835	CMH350/C/VBU/940/PA/O	M131	O	6	20000	33000	26400	3600	90
00252	CMH300/320/VBU/PA/O	M132 or M154	O	6	20000*	30000	24000*	3700	90
		M151	O	6	TBD**	TBD**	TBD**	TBD**	TBD**
00254	CMH300/320/C/VBU/PA/O	M132 or M154	O	6	20000*	29000	23200*	3700	90
		M151	O	6	TBD**	TBD**	TBD**	TBD**	TBD**

\* Preliminary engineering estimates at 320W

\*\* Testing underway on 300W ballast

**WARNING** - THESE LAMPS CAN CAUSE SERIOUS SKIN BURN AND EYE INFLAMMATION FROM SHORTWAVE ULTRAVIOLET RADIATION IF OUTER ENVELOPE OF THE LAMP IS BROKEN OR PUNCTURED AND THE ARC TUBE CONTINUES TO OPERATE. DO NOT USE WHERE PEOPLE WILL REMAIN FOR MORE THAN A FEW MINUTES UNLESS ADEQUATE SHIELDING OR OTHER SAFETY PRECAUTIONS ARE USED. CERTAIN TYPES OF LAMPS THAT WILL AUTOMATICALLY EXTINGUISH WHEN THE OUTER ENVELOPE IS BROKEN OR PUNCTURED ARE COMMERCIALY AVAILABLE FROM THE GENERAL ELECTRIC COMPANY.

• If the outer envelope breaks or is punctured and the lamp continues to operate, immediately turn power off and remove lamp after it has cooled. These lamps are certified to comply with FDA radiation performance standards, 21 CFR Subchapter J.

imagination at work

