

IESNA LM-79: 2008

Measurement and Test Report

for

Green Creative Ltd.

Room 1206-7, New Victory House, 93-103 Wing Lok Street, Central, HONG KONG

Sep 29, 2013

Product Name:	LED PAR30
Model No:	14PAR30G3DIM/827NF25
Test Engineer:	David Zhang 
Report No.:	BTR66.181.13.1358.01
Sample Received Date:	Sep 09, 2013
Test Performed Date:	Sep 09, 2013 to Sep 13, 2013
Reviewed By:	Steven Hsu 
Prepared By:	BEST Test Service Shenzhen Co., Ltd. 1st Floor, 1st Building, Weitai Industrial Park, Yingrenshi, Shiyao, Baoan, Shenzhen, China TEL: +86-755-28236006 FAX: +86-755-23467087-811 Email: certification@bestcert.cn



Note: The test report only allows to be revised within the retention period unless further standard or the requirement was noticed. This report is for the exclusive use of BEST's Client and is provided pursuant to the agreement between BEST and its Client. BEST's responsibility and Liability are limited to the terms and conditions of the agreement. BEST assumes no liability to any party, other than to the Client in accordance with the agreement, for any loss, expense or damage occasioned by the use of this report. Only the Client is authorized to permit copying or distribution of this report and then only in its entirety. Any use of the BEST name or one of its marks for the sale or advertisement of the tested material, product or service must first be approved in writing by BEST. The observations and test results in this report are relevant only to the sample tested. This report by itself does not cover that the material, product, of service is or has ever been under a BEST certification program. National Voluntary Laboratory Accreditation Program (NVLAP) has accredited this laboratory under ISO17025: 2005 for specific laboratory activities as listed in the NVLAP directory of accredited laboratories. The results shown in this report were determined by this laboratory in accordance with its terms of accreditation.

TABLE OF CONTENTS

1 - GENERAL INFORMATION.....3
1.1 PRODUCT DESCRIPTION FOR EQUIPMENT UNDER TEST (EUT)3
1.2 OBJECTIVE3
1.3 TEST FACILITY DESCRIPTION.....4
1.4 TEST EQUIPMENT LIST4

2 - TEST METHOD.....5
2.1 PHOTOMETRIC AND ELECTRICAL MEASUREMENT (INTEGRATED SPHERE METHOD)5
2.2 PHOTOMETRIC AND ELECTRICAL MEASUREMENT (GONIOPHOTOMETER METHOD)5
2.3 DEVIATION FROM STANDARD OPERATING PROCEDURE5

3 – SUMMARY OF TEST RESULT6

4 – SPECTRAL FLUX PLOTS8

5 – EUT PHOTOS.....9

6 – LUMINOUS INTENSITY DISTRIBUTION TEST PLOTS (CIE CHROMATICITY).....10



1 - GENERAL INFORMATION

1.1 Product Description for Equipment under Test (EUT)

Applicant	:	Green Creative Ltd.
Product Name	:	LED PAR30
Model No	:	14PAR30G3DIM/827NF25
Brand	:	GREEN CREATIVE
SKU	:	T.B.D
12 NC Code	:	T.B.D
Nominal Operation Voltage	:	AC 120V/60Hz
Nominal Power	:	14W
Nominal CCT	:	2700K
Nominal CRI	:	82
Nominal Lumen Output	:	820Lumens
Nominal Life Time	:	40000Hours
Number of hours operated prior to measurement for new sample	:	0 Hours
Stabilization Time	:	1.5 hours
Total operating time for measurement include stabilization time	:	3.5 hours
		<input checked="" type="checkbox"/> Standard <input type="checkbox"/> Non Standard
Nominal Shape of Bulb(Designation)	:	<input type="checkbox"/> Omnidirectional A, BT, P, PS, S, T <input type="checkbox"/> Decorative B, BA, C, CA, DC, F, G <input checked="" type="checkbox"/> Directional R, BR, ER, PAR, MR, K
Date of Receiving Sample	:	Sep 09, 2013
Measurement quantities measured	:	1 pcs
Orientation During Testing	:	Base Up
Test Requested	:	Electrical and Photometric Test Luminous Intensity Distribution Test

1.2 Objective

The following test report is prepared on behalf of Green Creative Ltd. in accordance with IESNA LM-79-08, used the following American National Standards or illumination Engineering Society of North America test guides:

ANSI C78.377-2008: Specifications for the Chromaticity of Solid State Lighting Products;

ANSI C79.1– 2002: American National Standard for Electric Lamps – Nomenclature for Glass Bulbs Intended for Use with Electric Lamps;

ANSI C78.20 – 2003: American National Standard for Electric Lamps – A, G, PS, and Similar Shapes with E26 Medium Screw Bases;

ANSI C78.21 – 2011: American National Standard for Electric Lamps – PAR and R Shapes;

ANSI C78.24 – 2001: American National Standard for Electric Lamps – Two-inch (51 mm);

Integral-reflector Lamps with Front Covers and GU5.3 or GX 5.3 Bases;

ANSI/IEC C81.61-2003: American National Standard for Electric Lamp Bases;

ANSI/IEEE C62.41 – 1991 (01-May-1991): Surge Voltages in Low-Voltage AC Power Circuits, Recommended Practice for;

CIE Publication No. 13.3 – 1995: Method of Measuring and Specifying Color Rendering of Light Sources;

CIE Publication No. 18.2 – 1983: The Basis of Physical Photometry;

IESNA LM-16-1993: Practical Guide to Colorimetry of Light Sources;

IESNA LM-28-89 – 1989: Guide for the Selection, Care, and Use of Electrical Instruments in the Photometric Laboratory;

IESNA LM-79-08 Electrical and Photometric Measurement of Solid State Lighting Products

UL 1993 – 1999: Standard for Self-Ballasted Lamps and Lamp Adapters;

UL 8750 – 2009: Light Emitting Diode (LED) Equipment for Use in Lighting Products.

1.3 Test Facility Description

The Energy Efficiency Lab used by BEST to collect energy efficiency measurement data is located in 1st Floor, 1st Building, Weitai Industrial Park, Yingrenshi, Shiyao, Baoan, Shenzhen, China. BEST Test Service Shenzhen Co., Ltd is a National Institute of Standards and Technology (NIST) accredited laboratory, under the National Voluntary Laboratory Accredited Program (Lab Code 200770-0). BEST Test Service Shenzhen Co., Ltd is also an ELI accredited lab for lighting products (ELI Certificate No. ELI-L04-2010) and UL accredited lab for lighting products

1.4 Test Equipment List

Apparatus List	Device	Cal. Date	Cal Due Date
1	Integral Sphere+ Spectrophotometer System	Mar 10, 2013	Mar 09, 2014
2	Digital Power Meter	Oct 18, 2012	Oct 17, 2013
3	Goniophotometer+ Spectrophotometer System	Nov 20, 2012	Nov 19, 2013
4	Standard Light Source	Sep 17, 2013	Sep 16, 2014
5	Standard Light Source	Sep 17, 2013	Sep 16, 2014
6	Digital Storage Oscilloscope	Oct 18, 2012	Oct 17, 2013
7	Ultra Compact Simulator	Oct 20, 2012	Oct 20, 2013
8	Temperature Chamber	Oct 20, 2012	Oct 20, 2013
9	Digital Caliper	Nov 20, 2012	Nov 19, 2013
10	Digital CC&CV DC Power Supply(30V 5A)	N/A	N/A
11	5 1/2 Digital Multimeter	Oct 18, 2012	Oct 17, 2013
12	Digital CC&CV DC Power Supply(120V 10A)	N/A	N/A
13	6 1/2 Digital Multimeter	Oct 18, 2012	Oct 17, 2013
14	Digital Multimeter	Oct 18, 2012	Oct 17, 2013
15	Temperature Recorder+Thermocouple	Nov 20, 2012	Nov 19, 2013
16	Timer Controller	Nov 20, 2012	Nov 19, 2013

Statement of Traceability: BEST Test Service Shenzhen Co., Ltd. certifies that all calibration has been performed using suitable standards traceable to the NIM China.

2 - Test Method

2.1 Photometric and Electrical Measurement (Integrated Sphere Method)

Total light output (luminous flux) for the $25^{\circ}\text{C} \pm 1^{\circ}\text{C}$ ambient temperature conditions is measured using a 1.6m 4Π geometry integrating sphere. Temperature is measured at a position inside the sphere. Spectral radiant flux measurements are made using Lab sphere to the detector port of the integrating sphere. Each lamp is operated at rated voltage in its designated orientation. Each lamp should be stable before measurements are made. The determining method of stable is as follows:

Step 1 Take 3 measurements of the lamp light output at 15 minute interval (total time=30mintues.)This time period is in addition to the recommended pre-burning time.

Step 2 Calculate the percent difference between the maximum measured value and the minimum measured value for the three consecutive measurements.

Step 3 if the value calculated in Step 2 does not exceed 0.5 percent, the lamp is considered stable. Luminous flux, chromaticity coordinates, correlated color temperature and color rendering index for each lamp are calculated from the spectral radiant flux measurements taken at 2 nm intervals over the range 350 to 1050 nm. The calibration of the sphere photometer-spectrometer system is traceable to the NIST USA. Lamp efficacy (lumens per watts) for each lamp model is computed based on the revised luminous flux result. Electrical measurements including voltage, current, power and power factor are measured using the digital power Meter.

The total uncertainty of the light output measurements is estimated, at the 95% confidence level, not to exceed $\pm 1.12\%$ over the wavelength range 350-1050 nm.

2.2 Photometric and Electrical Measurement (GonioPhotometer Method)

A Goniometer was used to measure the intensity (candelas) at each angle of distribution for each sample; the photometric distance is 24m. Ambient temperature was measured equal to the height of the sample mounted on the Goniometer equipment. Each sample was operated at input rated voltage in its designated orientation. Each sample was allowed to be stable before measurement was made. Electrical measurements including voltage, current, power and power factor were measured using the Power Analyzer

Before each measurement, the method below should be used to determine the lamp is stable or not.

Step 1 Take 3 measurements of the lamp intensity at 15 minute interval (total time=30mintues.)This time period is in addition to the recommended pre-burning time.

Step 2 Calculate the percent difference between the maximum measured value and the minimum measured value for the three consecutive measurements.

Step 3 if the value calculated in Step 2 does not exceed 0.5 percent, the lamp is considered stable.

Some graphics were created with Photometric Plus software.

2.3 Deviation from standard operating procedure

None.

3 – Summary of Test Result

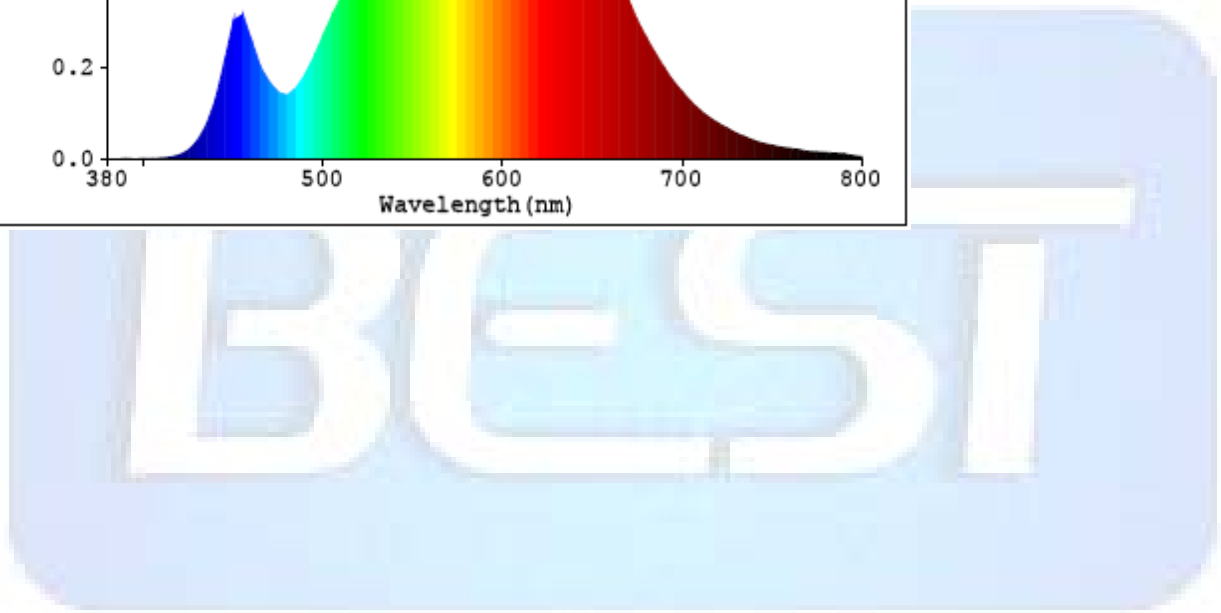
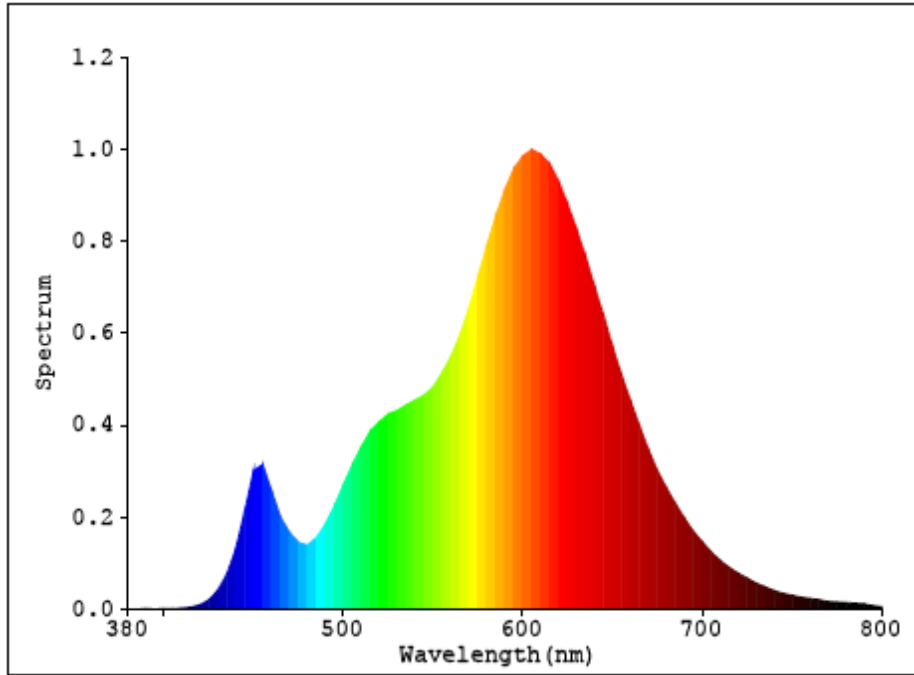
	Item	Test Result		Accreditation
Required Fields	Lumen Output (Lumens)	890.31		NVLAP/EPA
	Luminous Efficacy (lm/w)	62.84		NVLAP/EPA
	Correlated Color Temperature (CCT)	2671		NVLAP/EPA
	Color Rendering Index– CRI	82.9		NVLAP/EPA
	Input Power (W)	14.17		NVLAP/EPA
Optional Fields	Power Type	<input checked="" type="checkbox"/> AC	<input type="checkbox"/> DC	/
	Input Voltage (V)	120.0		NVLAP/EPA
	Input Current (A)	0.1229		NVLAP/EPA
	Power Factor	0.9610		NVLAP/EPA
	x(CIE 1931)	0.4645		NVLAP/EPA
	y(CIE 1931)	0.4151		NVLAP/EPA
	u' (CIE 1976)	0.2635		NVLAP/EPA
	v' (CIE 1976)	0.5297		NVLAP/EPA
	Duv(CIE 1976)	0.0013		NVLAP/EPA
	Beam Angle: (Degree)	24.0		NVLAP/EPA
	Center beam candlepower: (cd)	2711		NVLAP/EPA
	Zonal lumen density (0-60°):	94.6%		NVLAP/EPA
	Zonal lumen density (60-90°):	5.4%		NVLAP/EPA
	Zonal lumen density (90-120°):	0%		NVLAP/EPA
Zonal lumen density (120-180°):	0%		NVLAP/EPA	

	CRI (R1)	82	NVLAP/EPA
	CRI (R2)	93	NVLAP/EPA
	CRI (R3)	94	NVLAP/EPA
	CRI (R4)	82	NVLAP/EPA
	CRI (R5)	83	NVLAP/EPA
	CRI (R6)	94	NVLAP/EPA
	CRI (R7)	80	NVLAP/EPA
	CRI (R8)	55	NVLAP/EPA
	CRI (R9)	3	NVLAP/EPA
	CRI (R10)	85	NVLAP/EPA
	CRI (R11)	85	NVLAP/EPA
	CRI (R12)	79	NVLAP/EPA
	CRI (R13)	85	NVLAP/EPA
	CRI (R14)	97	NVLAP/EPA

Lumen summary:

[OTHER]	Gamma(deg)	Fz(lm)	Ft(lm)	%Lum	%Lamp
[OTHER]	0- 10	193.87	193.87	21.78	21.78
[OTHER]	10- 20	284.95	478.82	53.78	53.78
[OTHER]	20- 30	170.71	649.53	72.96	72.96
[OTHER]	30- 40	96.22	745.76	83.76	83.76
[OTHER]	40- 50	57.03	802.79	90.17	90.17
[OTHER]	50- 60	39.13	841.92	94.56	94.56
[OTHER]	60- 70	27.47	869.38	97.65	97.65
[OTHER]	70- 80	16.17	885.56	99.47	99.47
[OTHER]	80- 90	4.73	890.28	100.00	100.00
[OTHER]	90-100	0.02	890.30	100.00	100.00
[OTHER]	100-110	0.00	890.30	100.00	100.00
[OTHER]	110-120	0.00	890.30	100.00	100.00
[OTHER]	120-130	0.00	890.30	100.00	100.00
[OTHER]	130-140	0.00	890.30	100.00	100.00
[OTHER]	140-150	0.00	890.30	100.00	100.00
[OTHER]	150-160	0.00	890.30	100.00	100.00
[OTHER]	160-170	0.00	890.30	100.00	100.00
[OTHER]	170-180	0.00	890.31	100.00	100.00

4 – Spectral Flux Plots



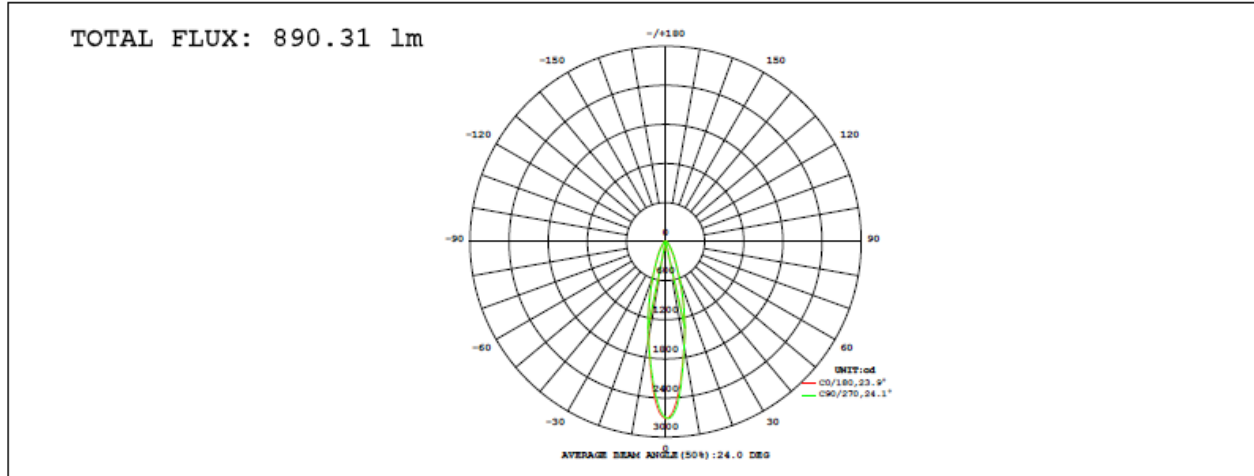
5 – EUT Photos



6 – Luminous Intensity Distribution Test Plots (CIE Chromaticity)

LAMP PHOTOMETRIC REPORT

Electrical: Voltage:120.0V Current:0.1229A Power:14.17W Factor:0.9610		
MODEL: 14PAR30G3DIM/827NF25		
POWER: 14W	VOLTAGE: 120V	WORKING VOLTAGE: 120.0V
MANUFACTURER: Green Creative		Eff.: 62.84 lm/W



γ	C0	C45	C90	C135	C180	C225	C270	C315	γ	Φ zone	Φ total	%
10	1510	1504	1522	1557	1638	1661	1640	1578	0- 10	193.9	193.9	21.8
20	579.5	568.2	574.3	591.1	641.5	669.6	663.0	621.1	10- 20	284.9	478.8	53.8
30	228.2	220.7	214.9	216.0	231.9	246.4	251.2	243.1	20- 30	170.7	649.5	73
40	101.6	96.50	93.77	93.09	98.79	105.0	109.6	108.1	30- 40	96.22	745.8	83.8
50	55.63	53.29	52.00	52.16	54.74	56.71	57.88	57.80	40- 50	57.03	802.8	90.2
60	35.37	33.91	33.39	33.43	34.89	35.66	36.05	36.36	50- 60	39.13	841.9	94.6
70	21.47	20.58	20.26	20.41	21.52	22.02	22.15	22.33	60- 70	27.47	869.4	97.6
80	9.269	8.735	8.540	8.718	9.617	10.03	10.14	10.07	70- 80	16.17	885.6	99.5
90	0.1206	0.0040	0.0034	0.0318	0.3997	0.5859	0.6550	0.5166	80- 90	4.726	890.3	100
100	0	0	0	0	0	0	0	0	90-100	0.0187	890.3	100
110	0	0	0	0	0	0	0	0	100-110	0.0000	890.3	100
120	0	0	0	0	0	0	0	0	110-120	0.0000	890.3	100
130	0	0	0	0	0	0	0	0	120-130	0	890.3	100
140	0	0	0	0	0	0	0	0	130-140	0	890.3	100
150	0	0	0	0	0	0	0	0	140-150	0	890.3	100
160	0	0	0	0	0.0000	0.0000	0.0007	0.0002	150-160	0.0000	890.3	100
170	0.0186	0.0191	0.0188	0.0177	0.0189	0.0191	0.0191	0.0195	160-170	0.0021	890.3	100
180	0	0	0	0	0	0	0	0	170-180	0.0018	890.3	100
DEG	LUMINOUS INTENSITY:cd									UNIT:lm		

C Range: 0 - 360DEG
 C Interval: 22.5DEG
 Test Speed: HIGH
 Temperature:25.2DEG
 Operators:David

γ Range: 0 - 180DEG
 γ Interval: 1.0DEG
 Test System:EVERFINE GO-R5000_V2 SYSTEM V2.0.265
 Humidity:62.7%
 Test Distance:2.456m [K=1.0000]

LUMINOUS DISTRIBUTION INTENSITY DATA

Electrical: Voltage:120.0V Current:0.1229A Power:14.17W Factor:0.9610		
MODEL: 14PAR30G3DIM/827NF25		
POWER: 14W	VOLTAGE: 120V	WORKING VOLTAGE: 120.0V
MANUFACTURER: Green Creative		Eff.: 62.84 lm/W

Table--1

UNIT: cd

C (DEG) y (DEG)	0	23	45	68	90	113	135	158	180	203	225	248	270	293	315	338			
0	2711	2709	2708	2707	2706	2704	2703	2704	2711	2709	2708	2707	2706	2704	2703	2704			
5	2246	2210	2183	2168	2173	2184	2211	2243	2311	2342	2366	2383	2386	2377	2350	2316			
10	1510	1503	1504	1510	1522	1538	1557	1583	1638	1653	1661	1659	1640	1611	1578	1551			
15	977	974	975	978	987	999	1018	1040	1090	1108	1118	1114	1096	1064	1032	1009			
20	579	575	568	567	574	579	591	609	641	658	670	672	663	644	621	602			
25	345	341	339	337	336	339	345	353	373	383	390	392	388	379	368	358			
30	228	224	221	217	215	214	216	220	232	240	246	250	251	249	243	238			
35	150	146	143	141	139	138	139	141	150	155	160	163	165	164	161	159			
40	102	98.6	96.5	94.9	93.8	93.0	93.1	93.8	98.8	102	105	108	110	110	108	106			
45	73.0	71.3	69.6	68.3	67.7	67.4	67.6	68.0	71.1	73.1	74.7	75.9	77.2	77.4	76.6	75.8			
50	55.6	54.4	53.3	52.4	52.0	52.0	52.2	52.3	54.7	56.0	56.7	57.2	57.9	58.1	57.8	57.2			
55	43.7	42.6	41.8	41.4	41.2	41.1	41.4	41.4	43.1	43.9	44.4	44.7	45.0	45.4	45.1	44.7			
60	35.4	34.5	33.9	33.6	33.4	33.3	33.4	33.5	34.9	35.4	35.7	35.9	36.0	36.4	36.4	36.1			
65	27.8	27.1	26.7	26.5	26.3	26.3	26.5	26.5	27.7	28.1	28.5	28.7	28.7	29.0	28.8	28.5			
70	21.5	21.0	20.6	20.5	20.3	20.2	20.4	20.5	21.5	21.8	22.0	22.2	22.2	22.4	22.3	22.1			
75	15.4	15.0	14.6	14.6	14.4	14.4	14.6	14.7	15.6	15.8	16.1	16.2	16.2	16.4	16.3	16.0			
80	9.27	9.03	8.73	8.65	8.54	8.56	8.72	8.91	9.62	9.84	10.0	10.1	10.1	10.2	10.1	9.81			
85	3.87	3.71	3.56	3.42	3.38	3.44	3.59	3.78	4.36	4.52	4.66	4.74	4.75	4.72	4.57	4.36			
90	0.12	0.03	0.00	0.00	0.00	0.01	0.03	0.12	0.40	0.51	0.59	0.64	0.66	0.61	0.52	0.40			
95	0.00	0.00	0.00	0.00	0.00	0.00	0.00	0.00	0.00	0.00	0.00	0.00	0.00	0.00	0.00	0.00			
100	0.00	0.00	0.00	0.00	0.00	0.00	0.00	0.00	0.00	0.00	0.00	0.00	0.00	0.00	0.00	0.00			
105	0.00	0.00	0.00	0.00	0.00	0.00	0.00	0.00	0.00	0.00	0.00	0.00	0.00	0.00	0.00	0.00			
110	0.00	0.00	0.00	0.00	0.00	0.00	0.00	0.00	0.00	0.00	0.00	0.00	0.00	0.00	0.00	0.00			
115	0.00	0.00	0.00	0.00	0.00	0.00	0.00	0.00	0.00	0.00	0.00	0.00	0.00	0.00	0.00	0.00			
120	0.00	0.00	0.00	0.00	0.00	0.00	0.00	0.00	0.00	0.00	0.00	0.00	0.00	0.00	0.00	0.00			
125	0.00	0.00	0.00	0.00	0.00	0.00	0.00	0.00	0.00	0.00	0.00	0.00	0.00	0.00	0.00	0.00			
130	0.00	0.00	0.00	0.00	0.00	0.00	0.00	0.00	0.00	0.00	0.00	0.00	0.00	0.00	0.00	0.00			
135	0.00	0.00	0.00	0.00	0.00	0.00	0.00	0.00	0.00	0.00	0.00	0.00	0.00	0.00	0.00	0.00			
140	0.00	0.00	0.00	0.00	0.00	0.00	0.00	0.00	0.00	0.00	0.00	0.00	0.00	0.00	0.00	0.00			
145	0.00	0.00	0.00	0.00	0.00	0.00	0.00	0.00	0.00	0.00	0.00	0.00	0.00	0.00	0.00	0.00			
150	0.00	0.00	0.00	0.00	0.00	0.00	0.00	0.00	0.00	0.00	0.00	0.00	0.00	0.00	0.00	0.00			
155	0.00	0.00	0.00	0.00	0.00	0.00	0.00	0.00	0.00	0.00	0.00	0.00	0.00	0.00	0.00	0.00			
160	0.00	0.00	0.00	0.00	0.00	0.00	0.00	0.00	0.00	0.00	0.00	0.00	0.00	0.00	0.00	0.00			
165	0.01	0.01	0.01	0.01	0.01	0.01	0.01	0.01	0.01	0.01	0.01	0.01	0.01	0.01	0.01	0.01			
170	0.02	0.02	0.02	0.02	0.02	0.02	0.02	0.02	0.02	0.02	0.02	0.02	0.02	0.02	0.02	0.02			
175	0.02	0.02	0.02	0.02	0.02	0.02	0.02	0.02	0.02	0.02	0.02	0.02	0.02	0.02	0.02	0.02			
180	0.00	0.00	0.00	0.00	0.00	0.00	0.00	0.00	0.00	0.00	0.00	0.00	0.00	0.00	0.00	0.00			

C Range: 0 - 360DEG
 C Interval: 22.5DEG
 Test Speed: HIGH
 Temperature:25.2DEG
 Operators:David

y Range: 0 - 180DEG
 y Interval: 1.0DEG
 Test System:EVERFINE GO-R5000_V2 SYSTEM V2.0.265
 Humidity:62.7%
 Test Distance:2.456m [K=1.0000]