

ELECTRONIC HID BALLASTS

Case Material: Metal

| Input | |
|---------------------------|---|
| Nominal Voltage | Universal 120V to 277V |
| Frequency | 50/60Hz |
| Line Regulation | ± 5% output variation over full input range |
| Power Factor | > 0.95 |
| Total Harmonic Distortion | < 10% |

| Output | |
|--------------------------|-------------------|
| Lamp Operating Frequency | 165Hz Square Wave |
| Lamp Current C.F. | <1.3 |

| Ordering Information | |
|-------------------------|-------------------|
| Standard Case Quantity | 50 Units |
| Unit Weight/Case Weight | 0.70 lbs/37.5 lbs |

ELECTRICAL SPECIFICATIONS

| Watts | Hatch Part Number | Description | Lamp Types/ANSI Codes | Voltage Range | Nominal Input Power | Input Current/ Input Voltage | Max. Remote Distance (ft) |
|-------|-------------------|--|-----------------------|-----------------------------|---------------------|--|---------------------------|
| 50 | MC50-1-F-UNNU | 50 Watt Universal Mini w/Feet | M110, M148 Ceramic MH | Wide Range Input 108-305VAC | 56 Watts | .41 Amps @ 120V .27 Amps @ 208V .24 Amps @ 240V .21 Amps @ 277V | 25 |
| | MC50-1-J-UNNU | 50 Watt Universal Mini Bottom Feed w/Studs | | | | | |

PRODUCT FEATURES :

- Thermal protection
- Approved for recessed use
- Micro Processor Controlled
 - Safety Shut Down Features
 - Superior Hot Lamp Restrike Characteristic
- Low Voltage Lamp Shutdown
- Sound Rated: A
- Minimum Starting Temperature: -30°C
- Maximum Case Temperature: 80°C
- Complies with FCC Part 18 (Class B) Consumer limits
- 5 Year Warranty
- Lamp end-of-life protected

- Transient Protection Meets ANSI/IEEE C62.41 Cat A
- Short Circuit Protection
- Open Circuit/No Lamp/ Hot Lamp Shutdown, Retry and Ignition Failure Protection:
 - Ignition failure shutdown in 5 seconds followed by multiple timed restrikes with lamp ignition or timed shutdown until power is reset (restrike timing is lamp wattage dependent)

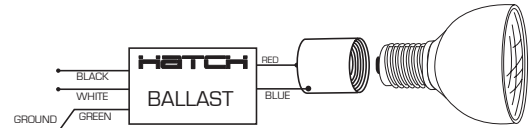
APPROVALS:



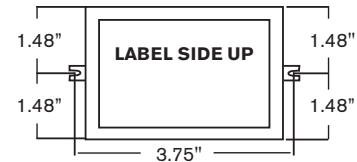
Type 1 Outdoor



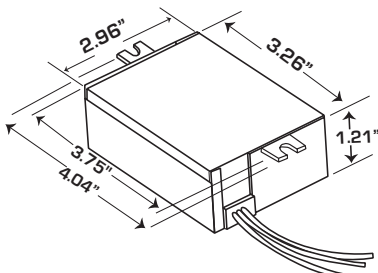
WIRING DIAGRAMS:



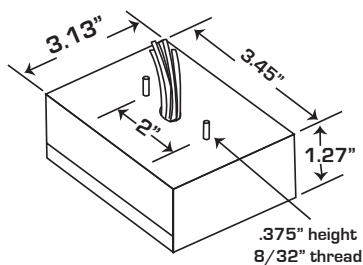
MOUNTING DIAGRAM:



CASE DIMENSIONS & MECHANICAL SPECIFICATIONS:



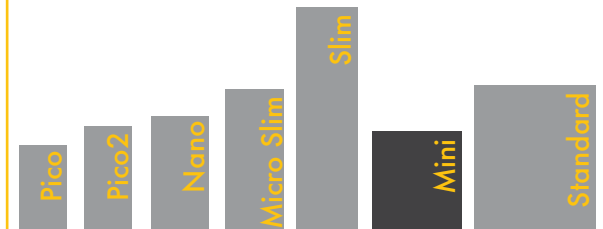
Center line to center line is .16" less than end to end on models with mounting feet.



| CASE STYLE | MOUNTING |
|--------------------------------|---------------------------|
| U - Mini | F - With feet |
| Wiring Information | |
| Lead Length : | Input/Output : 8" |
| Wire Type : | Input: 18AWG, 105°C, 600V |
| Operating Temperatures | |
| Minimum Starting Temperature : | -30°C |
| Maximum Case Temperature : | 80°C |

| CASE STYLE | MOUNTING |
|--------------------------------|----------------------------|
| U - Mini | J - Bottom feed with studs |
| Wiring Information | |
| Lead Length : | Input/Output : 10" |
| Wire Type : | Input: 18AWG, 105°C, 600V |
| Operating Temperatures | |
| Minimum Starting Temperature : | -30°C |
| Maximum Case Temperature : | 80°C |

CASE STYLE SIZE CHART:



Each case style listed in the Size Chart represents a side lead model with no mounting feet. All HATCH E-HID Ballasts are available in several mounting and wiring configurations, each with slightly different dimensions from those listed in the chart.

