

## Designer Occupancy Sensor Wall Switch with LED NightLight

Combines occupancy and vacancy sensing technology with "Guide Light" functionality

### DESCRIPTION

The designer occupancy sensor wall switch with LED NightLight is designed to provide occupancy detection with a Guide Light/NightLight all in one clean, attractive wall switch device. The NightLight automatically illuminates based on the ambient level of light present in the space providing a comfortable, low level of light that helps guide the occupant without activating general lighting. It operates separately from the lighting load controlled by the occupancy sensor.

The passive infrared (PIR) sensor detects motion from a heat-emitting source within its field-of-view to automatically switch lights ON and OFF (OSSNL) or manually switch lights ON and automatically switch lights OFF (OSS10). Offering the same performance features as the ODS family of occupancy sensors. Both models have the ability to reduce (dim) and turn off the luminance of the "Guide Light" function with a simple dial setting. The LED NightLight consumes less than one half of a watt providing energy savings and guide lighting when room lights are off.

The controlled lights will remain ON until no motion is detected and the scheduled time-delay has expired. The LED NightLight operates separately from the controlled lights and will turn ON via a photocell when the ambient light in the space is approximately less than 1 foot-candle and turn OFF when the ambient light exceeds 5 foot-candles. The LED NightLight is adjustable for continuous mode or dimmed mode. In the dimmed mode the LED dims to approximately 5% of full brightness after 2 minutes of no occupancy. When in the manual ON switch mode, the LED NightLight will go to full brightness per the adjustable setting when occupancy is detected and the ambient light level to the photocell is less than 1 foot-candle. It returns to the low setting when occupancy is no longer detected and the ambient light level present to the photocell is less than 1 foot-candle.

### APPLICATIONS

OSSNL is perfect for use in hospitality and health care facilities with either auto ON or manual ON settings with adjustable time delay settings of 30 seconds to 2 hours.



OSS10 works well anywhere a manual ON only occupancy sensor with LED NightLight is desired and has a maximum of 30 minute time-delay setting to conform to California Title 24 requirements.

Leviton's NightLight Occupancy Sensor Wall Switch can be used to provide automatic lighting control for energy savings and convenience in a variety of commercial applications, including:

- Hotel restrooms
- Conference rooms
- Small offices
- Storage areas
- Hospital restrooms
- Class rooms
- Lounges
- Bathrooms



### SPECIFICATION SUBMITTAL

JOB NAME:	CATALOG NUMBERS:	
<input type="text"/>	<input type="text"/>	<input type="text"/>
JOB NUMBER:	<input type="text"/>	<input type="text"/>

Leviton Mfg. Co., Inc.  
P.O. Box 2210 • Tualatin, Oregon 97062  
Phone: (503)404-5500 • Fax: (503)404-5600

Visit our Website at: [www.lms.leviton.com](http://www.lms.leviton.com)



# Product Specifications

## FEATURES

- OSSNL features Auto-ON/Auto-OFF or Manual-ON/Auto-OFF
- OSS10 features Manual-ON/Auto-OFF
- Convenient push-button provides manual ON/OFF light switching at any time.
- LED NightLight offers "Guide Light" functionality
- Adjustable NightLight illumination
- Setting for continuous or dimmed NightLight
- Proprietary segmented Fresnel lens provides optimum sensitivity and performance. Designed with an extensive "small motion" area where even slight body movements will be detected.
- 180° field-of-view provides approximately 1,200 SF of coverage.
- Horizontal field-of-view may be adjusted between 180° and 32° of arc by using integral blinders located on either side of the lens.
- One unit can be used for either 120V or 277V lighting. Compatible with both electronic and magnetic ballasts.
- Relay switches at the zero crossing point of the AC power curve to ensure maximum contact life and compatibility with electronic ballasts.
- Fits in standard wallbox and replaces single-pole wall switch; ground and neutral connection required. Gangable with other units.

## NIGHTLIGHT

The OSSNL/OSS10 responds to the ambient light level present in a room. The OSSNL/OSS10 uses an internal photocell to detect when the ambient light level is approximately less than 1 foot-candle activating the LED NightLight. Further, the internal photocell will turn OFF the LED NightLight when it detects an ambient light level over 5 foot-candles. The LED NightLight output is fully adjustable with a simple dial setting.

## NIGHTLIGHT DIM

The LED NightLight has adjustable light output to meet the needs of the space and can be set for continuous mode or dimmed mode which will automatically dim to 5% of full brightness after 2 minutes of no occupancy.

The LED NightLight consumes less than one half of a watt, providing energy savings and guide lighting when room lights are off.

## NIGHTLIGHT MODE

The factory default setting for the NightLight Mode is Dimmed Mode. This means the NightLight will automatically dim to 5% of full brightness after 2 minutes of no occupancy when activated by the internal photocell.

## PASSIVE INFRARED (PIR) TECHNOLOGY

The occupancy sensor senses motion within its coverage area of 1200 SF maximum and controls the connected lighting. This is a self-contained device which provides sensing and light control. The occupancy sensor will turn the lights ON when motion is initially detected (OSSNL only), and keep the lights ON for as long as motion is detected. The OSS10 is a manual ON device with automatic OFF when no occupancy is detected.

## PUSH-BUTTON

OSSNL/OSS10 has a push-button switch that toggles the lights. If the lights are OFF, the lights will turn ON when the button is pressed, and remain ON in the presence of motion. In the absence of motion, the sensor unit will time-out and turn the lights OFF. If the lights are ON, the lights will turn OFF when the button is pressed. The lights will stay OFF regardless of motion detected, until the time-out expires. After the time-out expires, the lights will turn ON (Auto-ON mode only) with the next detected motion. This is useful for slide or film presentations.

## MANUAL-ON MODE (OSSNL ONLY):

The factory default setting for the OSSNL is Auto-ON/OFF. OSS10 is a Manual-ON/Auto-OFF setting only.

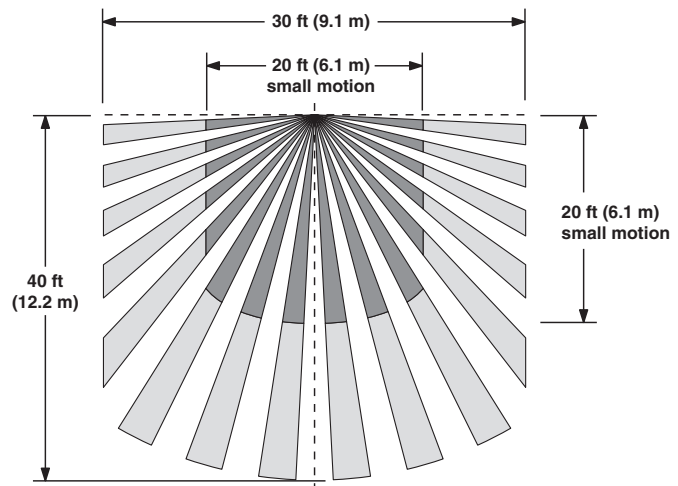
## TIME DELAY

OSSNL/OSS10 will turn lights ON when motion is detected. When motion is no longer detected, the sensor unit will wait a certain amount of time and then turn the lights OFF. This wait time is called "time-out." The "time-out" is selected from four (4) preset values. The button LED indicator light will flash twice when the time setting has changed.

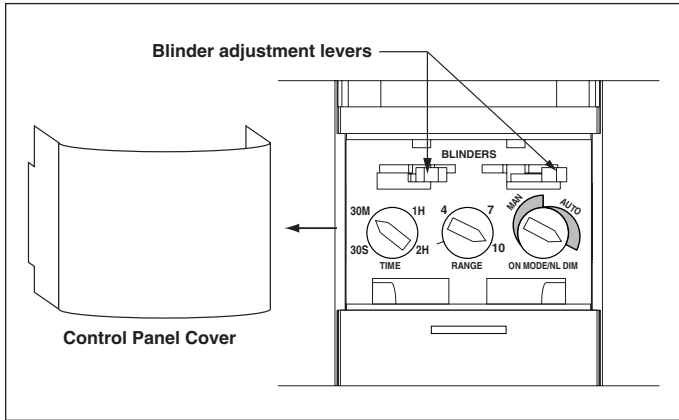
## BLINDERS

The blinders can narrow the field-of-view of the device to prevent unwanted activation from traffic in adjacent space. There are two blinders, and each operate independently. The blinder levers are found above the control knobs and below the text 'BLINDERS' on the control panel. With both levers moved fully towards the center, the field-of-view is narrowed to 32° and expanded to a maximum 180° (see Field of View and Sensor Features Diagram).

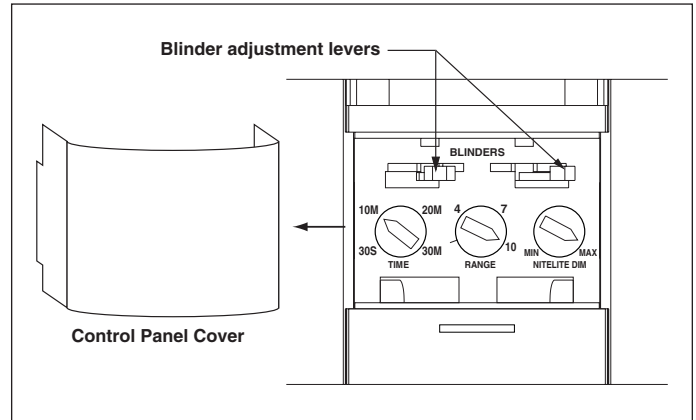
## FIELD OF VIEW



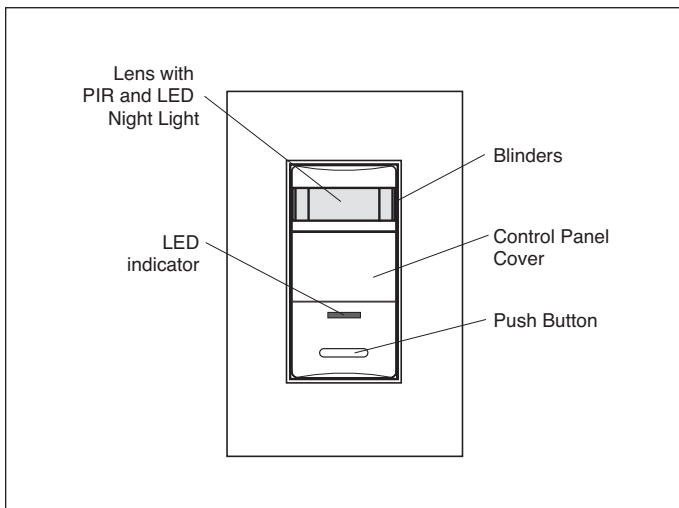
## DIAGRAMS



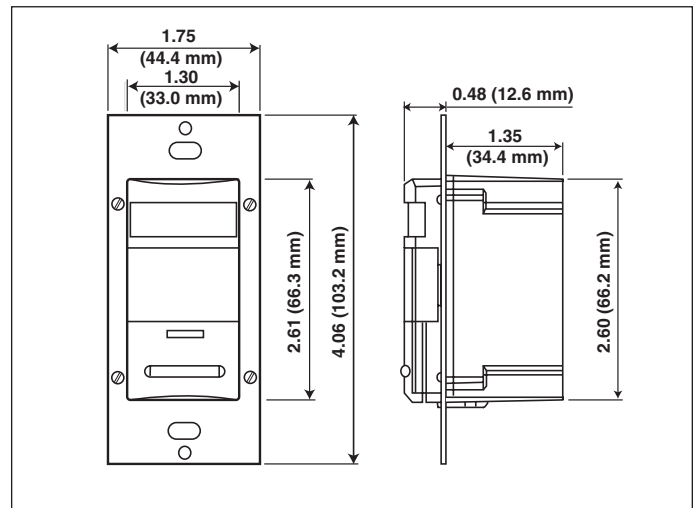
Cat. No. OSSNL Sensor Features



Cat. No. OSS10 Sensor Features



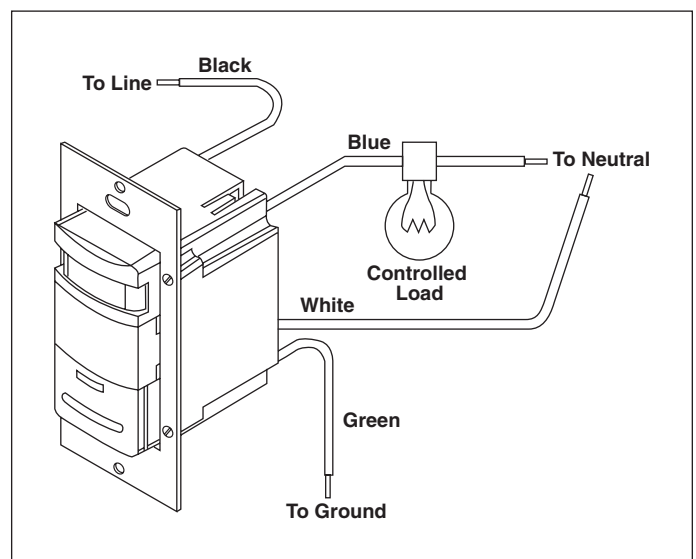
General Features



Dimensions

## Installation

The OSSNL/OSS10 is preset to deliver optimum performance in a wide variety of applications without requiring any adjustments during installation. The unit may replace a single-pole wall switch mounted in a standard wall box. The unit must have a neutral and be properly grounded in order to operate. The unit's integral blinders may be used to restrict the field of view to prevent unwanted detection of hallway traffic. It should be positioned at least 4 feet away from HVAC registers. Note that whenever the unit is powered up, it will take approximately 1 minute to begin normal operation.



Wiring Diagram

# Product Specifications

# OSSNL/OSS10

.....

## AGENCY STANDARDS AND COMPLIANCE

### OSSNL/OSS10

- UL and cUL Listed
- NOM
- CEC Title-24 Compliant
- Backed by Limited Five-Year Warranty

## SPECIFICATIONS:

### Electrical

**Input Voltage:** 120/277VAC @ 60Hz

**Operational Frequencies:** 60Hz

**Load Rating:** Fluorescent - 1200VA @ 120V, 2700VA @ 277V  
Incandescent - 800W @ 120V, Motor – 1/8 HP @ 120V

**Wire Designation:** Line-Black, Load-Blue, Ground-Green, Neutral-White

### Environmental

**Operating Temperature Range:** 0°C to 40°C

**Storage Temperature Range:** -10°C to 85°C

**Relative Humidity:** 20% to 90% non-condensing

### Physical

**Case:** High impact plastic

**Size:** 4.06" H x 1.75" W x 1.85" D (103.2mm x 44.4mm x 47.2mm)

**Colors:** White, Ivory, Grey, Almond, Light Almond

## ORDERING INFORMATION

Cat. No.	Description
OSSNL-IDx	Occupancy Sensor Wall Switch with NightLight
OSS10-IDx	CEC 24 Compliant Vacancy Sensor Wall Switch with NightLight
Replace x with W=White, I=Ivory, G=Grey, A=Almond, T=Light Almond	

## SPECIFICATION SUBMITTAL

JOB NAME: <input type="text"/>	CATALOG NUMBERS: <input type="text"/>	<input type="text"/>
JOB NUMBER: <input type="text"/>	<input type="text"/>	<input type="text"/>

Leviton Mfg. Co., Inc.  
P.O. Box 2210 • Tualatin, Oregon 97062  
Phone: (503)404-5500 • Fax: (503)404-5600

Visit our Website at: [www.lms.leviton.com](http://www.lms.leviton.com)



G-7543/G6/sk