



 **LITHONIA LIGHTING®**

Linkable Cabinet Lighting Solutions

Simple Illumination at Your Fingertips

Linkable Cabinet Lighting solutions by Lithonia Lighting® offer an array of options for under cabinet, over cabinet, shelf, cove and toe-kick illumination, with innovative features such as our UCLED adjustable swivel head. Each fixture can link together to create a chain of fixtures that can be operated by a single switch. Our products are engineered to surpass lighting expectations for your residential or light commercial needs.

Designed for **versatility and hassle-free installation.**

Simple illumination at your fingertips...another bright idea from Lithonia Lighting.




UCLD LED

Features and Benefits:

- Up to 85% of energy savings vs. fluorescent
- Adjustable swivel head; No UV/IR
- Linkable — links up to 340 fixture watts
- Integral driver; dimmable
- 50,000 hour L70 rated life

Accessories*:



Splice Box

24" Connector Cord



Cord Cover



Row Connector



Cord/Plug or Direct Wire

ORDERING INFORMATION

Lead times will vary depending on options selected. Consult with your sales representative.

Model No.	Size / Dimensions (L x W x H)	CRI	Color Temperature	LEDs Incl.	Lumen / Watts	Finish
UCLD 12 BN	12 12-1/4" x 3-5/8" x 1"	83	(blank) 3000K	(3) LED	226lm / 5W	BN Brushed Nickel
UCLD 12 BZ			27 2700K			BZ Bronze
UCLD 12 WH						WH White
UCLD 18 BN	18 18-1/4" x 3-5/8" x 1"	83	(blank) 3000K	(5) LED	377lm / 9W	BN Brushed Nickel
UCLD 18 BZ			27 2700K			BZ Bronze
UCLD 18 WH						WH White
UCLD 24 BN	24 24-1/4" x 3-5/8" x 1"	83	(blank) 3000K	(7) LED	504lm / 12W	BN Brushed Nickel
UCLD 24 BZ			27 3000K			BZ Bronze
UCLD 24 WH						WH White

*Includes 5' cord/plug, 13" connector cord, Romex Connector and mounting screws.






RAYZER™
LED MODULAR LIGHTING SYSTEM

Features and Benefits:

- Up to 80% of energy savings vs. fluorescent
- Linkable — links up to 60 fixture watts
- Slim profile — only 1/2" in height
- Dimmable when used with the optional step dimmer
- 50,000 hour L70 rated life; No UV/IR



Accessories*:



ORDERING INFORMATION

Lead times will vary depending on options selected. Consult with your sales representative.

Model No.	Size / Dimensions (L x W x H)	CRI	Color Temperature	LEDs Incl.	Lumen / Watts	Finish
RAZ9	9 9-1/4" x 1-1/4" x 1/2"	85	(blank) 3000K	(3) LED	175lm / 5W	(blank) Brushed Nickel
RAZ12	12 12-1/4" x 1-1/4" x 1/2"			(4) LED	239lm / 7W	
RAZ18	18 18-1/4" x 1-1/4" x 1/2"			(6) LED	353lm / 10W	
RAZ24	24 24-1/4" x 1-1/4" x 1/2"			(8) LED	441lm / 13W	

*Includes 18" linking wire, mounting clips for flush, 30° and screws.





LED Stick

Features and Benefits:

- Consumes less than 1 Watt per foot
- Ideal for toe kick and other decorative applications
- Linkable — links up to 10 fixture watts
- Extremely low profile — 1/2" wide x 3/8" tall
- 40,000 hour L70 rated life



Accessories*:



Splice Box

3" and 24" Connector Cord

Cord Cover

In-line Power Switch

Requires 24V step down transformer kit. Kit includes 6" linking cord and 24" transformer linen cord. Model No. STKTRANS 24 (sold separately)

ORDERING INFORMATION

Lead times will vary depending on options selected. Consult with your sales representative.

Model No.	Size / Dimensions (L x W x H)	CRI	Color Temperature	LEDs Incl.	Lumen / Watts	Finish
STK6	6 6-1/4" x 1/2" x 3/8"	80	(blank) 3000K	(6) LED	226lm / 0.45W	(blank) Clear
STK12	12 12-1/4" x 1/2" x 3/8"			(12) LED	377lm / 0.90W	
STK18	18 18-1/4" x 1/2" x 3/8"			(18) LED	504lm / 1.35W	

*Includes .1 watt LED bulb.






T5 Fluorescent

Features and Benefits:

- Energy efficient T5 fluorescent System
- Linkable — links up to 540 fixture watts
- Acrylic white diffuser provides soft illumination
- Zip-lock design for easy installation and lamp access
- Separate snap on/off service tray for easy maintenance
- 10,000 hour lamp life



Cord/Plug or Direct Wire

Accessories*:



Splice Box

24" Connector Cord



Cord Cover



Row Connector

ORDERING INFORMATION

Lead times will vary depending on options selected. Consult with your sales representative.

Model No.	Size / Dimensions (L x W x H)	CRI	Color Temperature	Fluorescent Lamp Incl.	Lumen / Watts	Finish
UC5D 8 120 LP	12 12-1/4" x 2-5/8" x 1"	80	(blank) 3500K	(1) 8W T5 Straight Tube	410lm / 8W	(blank) White
UC5D 8 120 LPBZ						BZ Bronze
UC5D 14 120 LP	23 22-3/4" x 2-5/8" x 1"	80	(blank) 3500K	(1) 14W T5 Straight Tube	1250lm / 14W	(blank) White
UC5D 14 120 LPBZ						BZ Bronze
UC5D 21 120 LP	34 34-1/2" x 2-5/8" x 1"	80	(blank) 3500K	(1) 21W T5 Straight Tube	1925lm / 21W	(blank) White
UC5D 21 120 LPBZ						BZ Bronze

*Includes 5' cord/plug, 13" connector cord and mounting hardware. **High Power Factor Ballast recommended for commercial applications.** Consult factory for ballast options.



Over Cabinet Downlight

Features and Benefits:

- Adjustable head allows you to direct light where you need it
- Multiple installation options
- Linkable functionality
- Ideal for accenting cabinet doors
- Dimmable when used with the optional step dimmer
- 50,000 hour L70 rated life

Accessories*:



Splice Box

Connector Cord

Cord Cover



Links **up to 5 fixtures** with optional 3-way dimmer Model No. LOC 3D M6 (sold separately)

ORDERING INFORMATION

Lead times will vary depending on options selected. Consult with your sales representative.

Model No.	Size / Dimensions (L x W x H)	Hologen Lamp Incl.	Watts	Finish
LOC 35 120 BN	6 17-1/4" x 3" x 6"	(1) 35W MR16 Halogen	35W	BN Brushed Nickel
LOC 35 120 BZ	18 17-1/4" x 3" x 6"	(1) 35W MR16 Halogen	35W	BZ Bronze

*Included 6' cord with 3' connector cord and mounting screws. Includes (1) 35W MR16 120V GU10 Base Halogen Lamp.

The Lithonia Lighting® linkable cabinet lighting family is designed for versatility and hassle-free installation. Each fixture can link together to create a chain of fixtures that can be operated by a single switch. Each member of the linkable cabinet lighting family can be easily interchanged to upgrade your existing Lithonia fixtures.

Please visit lithonia.com for our full line of cabinet lighting solutions.