

LUTRON®

For Your Information ...

APPLICATION
NOTE

#5

Use of 3-Way Controls in Single-Pole Applications

Overview

3-way switches may be used in single-pole applications. This is also true for Lutron's 3-way controls and multi-location controls such as Vareo and Maestro. This application is also particularly useful for controls offered exclusively as 3-way, such as Nova and Nova T* preset controls and Diva fan-speed controls.

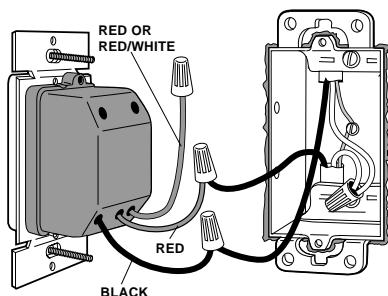
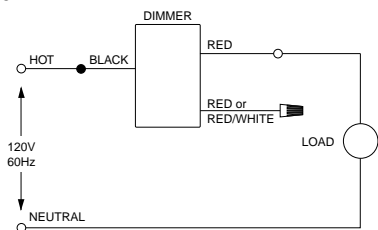
Using a 3-way control in a single-pole application is accomplished by capping off one of the control wires with a wire connector. Use the following five cases to determine which wire to cap off.

Case 1

Model Numbers:

| | | | | |
|------------|------------|------------|-------------|-----------|
| AY-103P- | DV-603P- | N-603P- | NT-603P- | S-103P- |
| AY-103PNL- | DVFSQ-F | N-1003P- | NT-1003P- | S-103PNL- |
| AY-603P- | DVLV-103P- | N-1503P- | NT-1503P- | S-603P- |
| AY-603PNL- | DVLV-603P- | N-2003P- | NTLV-603P- | S-603PNL- |
| AYLV-603P- | | NLV-603P- | NTLV-1003P- | SLV-603P- |
| | GL-103P- | NLV-1003P- | NTLV-1503P- | |
| | GL-603P- | NLV-1503P- | | |
| C-103P- | | NLV-2003P- | | |
| C-603P- | | | | |
| | LT-603P- | | | |
| DNG-603P- | | | | |
| | LU-103P | | | |
| | LU-603P | | | |
| | LULV-603P | | | |

- If the control has a red lead with a white stripe, cap off this lead; no further modification is necessary. If the control has two red leads, cap off either red lead, then note the orientation of the control. (**Note:** Make sure the arrows on the control point up.) If the light turns ON with the switch thrown down, turn power OFF at the fusebox or circuit breaker and disconnect the red lead. Cap it off. Uncap and connect the other red lead.

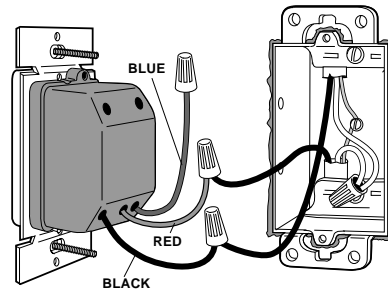
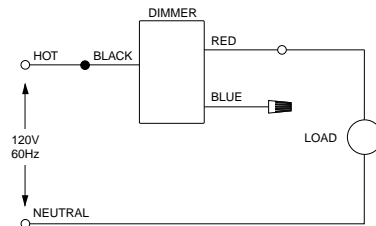


Case 2

Model Numbers:

| | | |
|----------|------------|------------|
| MA-600- | MALV-600- | V-600- |
| MA-1000- | MALV-1000- | V-1000- |
| | | VETS-1000- |

- Cap off the blue wire.

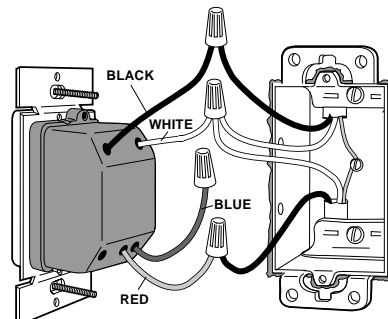
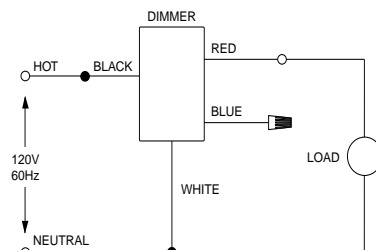


Case 3

Model Numbers:

VETS-1000-SL-

- Cap off the blue wire.

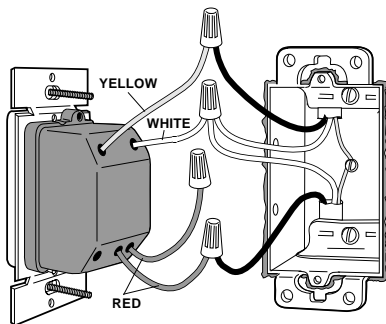
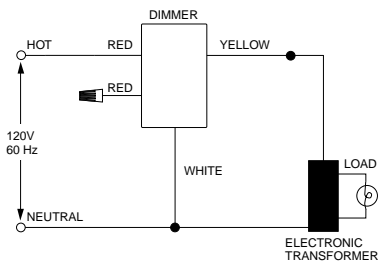


Case 4

Model Numbers:

LUEL-303P SELV-303P-

- Cap off either red lead, then note the orientation of the control. (**Note:** Make sure the arrows on the control point up.) If the light turns ON with the switch thrown down, turn power OFF at the fusebox or circuit breaker and disconnect the red lead. Cap it off. Uncap and connect the other red lead.
- The red lead must be connected to the hot and the yellow lead must be connected to the primary side of the transformer.

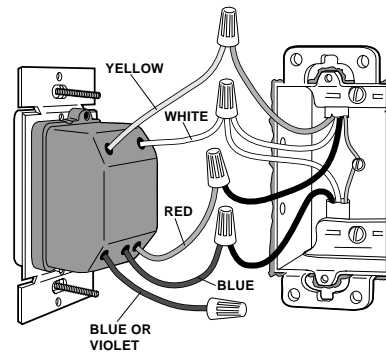
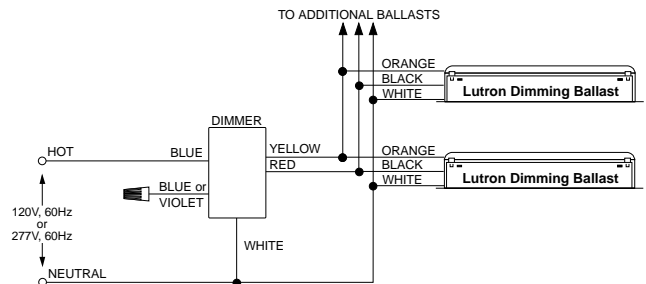


Case 5

Model Numbers:

AYF-103P- DVF-103P- LUF-103P SF-103P-
 AYF-103P-277- DVF-103P-277 SF-12P-277-3-

- If the control has a violet lead, cap off this lead; no further modification is necessary. If the control has two blue wires, cap off either blue lead, then note the orientation of the control. (**Note:** Make sure the arrows on the control point up.) If the light turns ON with the switch thrown down, turn power OFF at the fusebox or circuit breaker and disconnect the blue lead. Cap it off. Uncap and connect the other blue lead.



Worldwide Technical and Sales Assistance

If you need assistance call the toll-free **Lutron Hotline:**

(800) 523-9466 (U.S.A., Canada, and the Caribbean)
 Other countries call (610) 282-3800

Lutron Electronics Co., Inc.
 7200 Suter Road
 Coopersburg, PA 18036-1299 U.S.A.
 PHONE: (610) 282-3800
 FAX: (610) 282-3090

These products may be covered by one or more of the following U.S. Patents: 4,737,609; 4,742,188; 4,783,581; 4,803,380; 4,833,277; 4,833,339; 4,835,343; 4,835,816; 4,876,498; 4,939,383; 4,947,054; 4,954,768; 5,207,317; 5,248,919; 5,262,678; 5,359,231; 5,388,940; RE 33,504; DES 335,282; DES 337,755; DES 339,326; DES 342,234; DES 353,798; and corresponding foreign patents. U.S. and foreign patents pending. Detailed foreign patent information available upon request. Lutron, Nova, Nova T[®], and Vareo are registered trademarks. Diva and Maestro are trademarks of Lutron Electronics Co., Inc.

Need additional assistance? Call the Lutron Technical Assistance Hotline **1-800-523-9466**