

Warehouse Aisle Wireless Sensors

Lutron® Radio Powr Savr™ Wireless Occupancy/Vacancy sensors are a great solution for warehouse aisles. These sensors, used in conjunction with a Lutron® lighting control, can provide significant energy savings. The following provides guidelines on how to use Lutron® Radio Powr Savr™ Wireless Occupancy/Vacancy sensors in applications with 6 to 12 ft (1.8 to 3.6 m) wide aisles.

How To Install Sensors At The Entrance

Radio Powr Savr™ hallway sensors (LRF2-OHLB-P-WH) should be mounted at each entrance to the aisle. The sensors should be mounted horizontally on the ceiling (with lens facing down), parallel to the aisle (see Figure 2 on page 2). The sensors should be mounted so they are offset from the edge of the aisle by 2 ft (0.61 m) and so that the bottom of the sensor is facing into the aisle. This is to compensate for the beam spread of the hallway sensor. The sensor will detect when someone enters the aisle. Lutron recommends keeping the sensor at the default 15 minute timeout and setting the sensor to high activity (see Figure 1 below).

How To Install Sensors Within The Aisle

Radio Powr Savr™ corner sensors (LRF2-OKLB-P-WH) should be mounted within the aisle to provide proper coverage of the entire aisleway. These sensors should be mounted horizontally on the ceiling, perpendicular to the aisle, and offset from the center of the aisle so that the end of the sensor is in line with the edge of the aisle (see Figure 2 on page 2). See Table 1 (below) for sensor coverage capability for typical mounting heights.

The sensor should be mounted so that the end of the sensor's coverage does not go beyond the edge of the aisle. Lutron recommends that the coverage should end 5 ft (1.5 m) before the edge of the aisle to assure that the sensor does not detect activity beyond the aisleway (see Figure 2 on page 2).

For longer aisles that require multiple sensors, Lutron recommends 10 ft (3.05 m) coverage overlap between sensors to assure sensors cover all of the aisleway. Lutron recommends keeping the sensor at the default 15 minute timeout and setting the sensor to high activity. See Figure 1 (below) for sensor controls on back of sensor.

Note: There are small gaps in the sensor coverage. If a person happens to be in these gaps for prolonged periods (>15 min), the lights may turn off. If this is a concern, set the timeout to 30 minutes.

Figure 1

Back of sensor




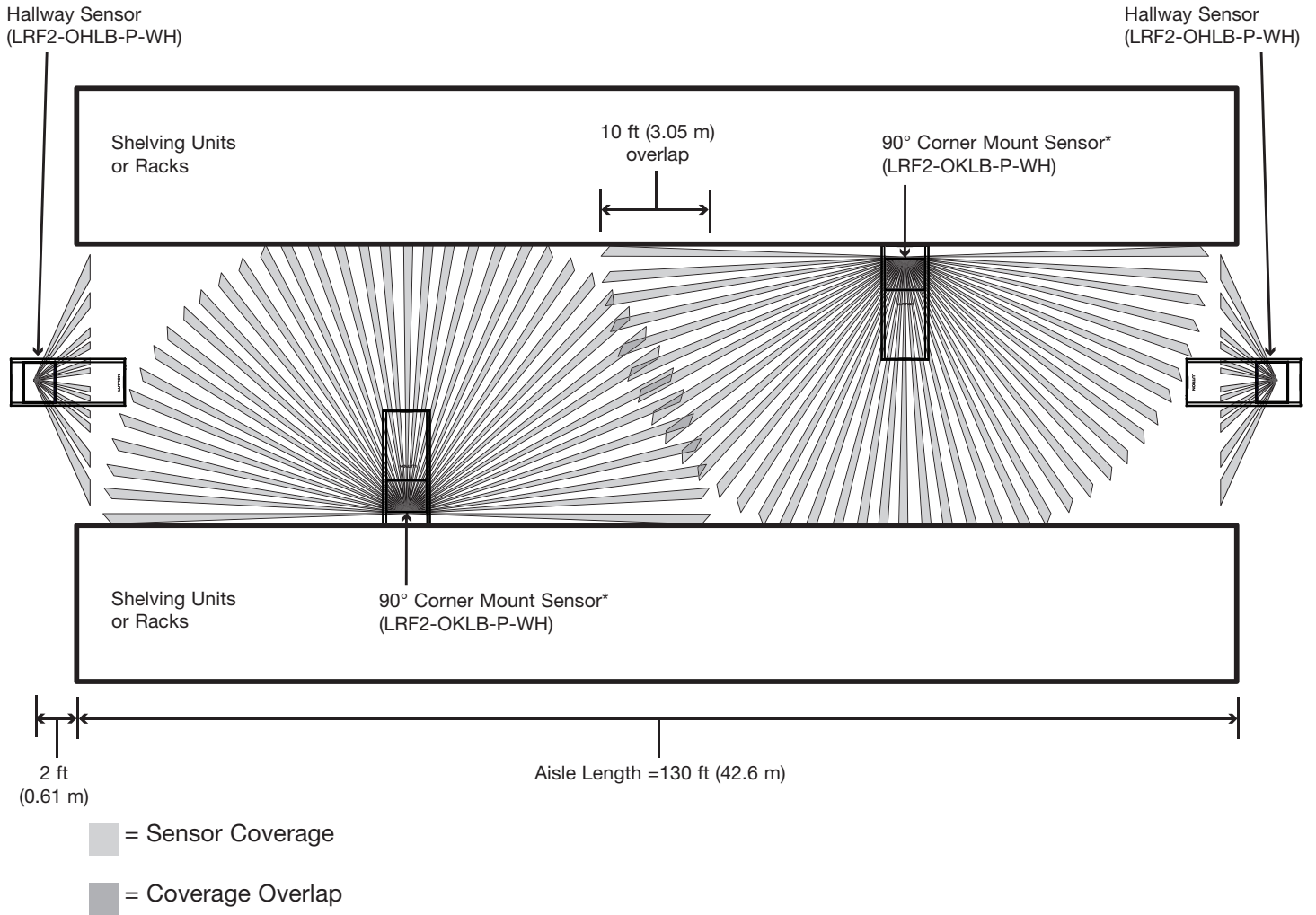
	Timeout	Activity	Auto-On
<input type="radio"/>	30 min		Enabled
<input checked="" type="radio"/>	15 min		
<input type="radio"/>	5 min		Disabled

Table 1

Mounting height of sensor	Coverage distance on floor
20 ft (6.1 m)	46 ft (14.0 m)
25 ft (7.6 m)	58 ft (17.7 m)
30 ft (9.1 m)	69 ft (21.0 m)

Figure 2: Top View

Ceiling height = 30 ft (9.1 m) in this example



* For mounting the corner mount sensor to a flat ceiling, please contact Lutron for assistance.

Figure 3: Side View

Ceiling height = 30 ft (9.1 m) in this example

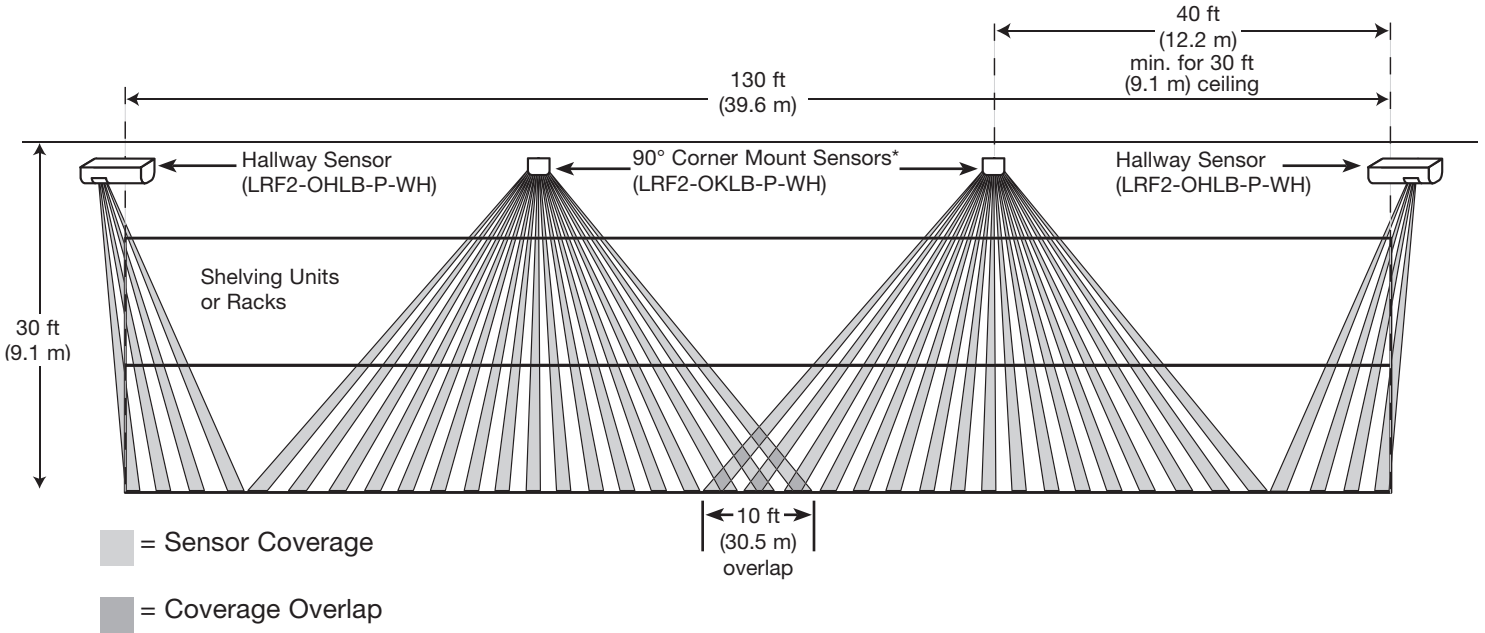
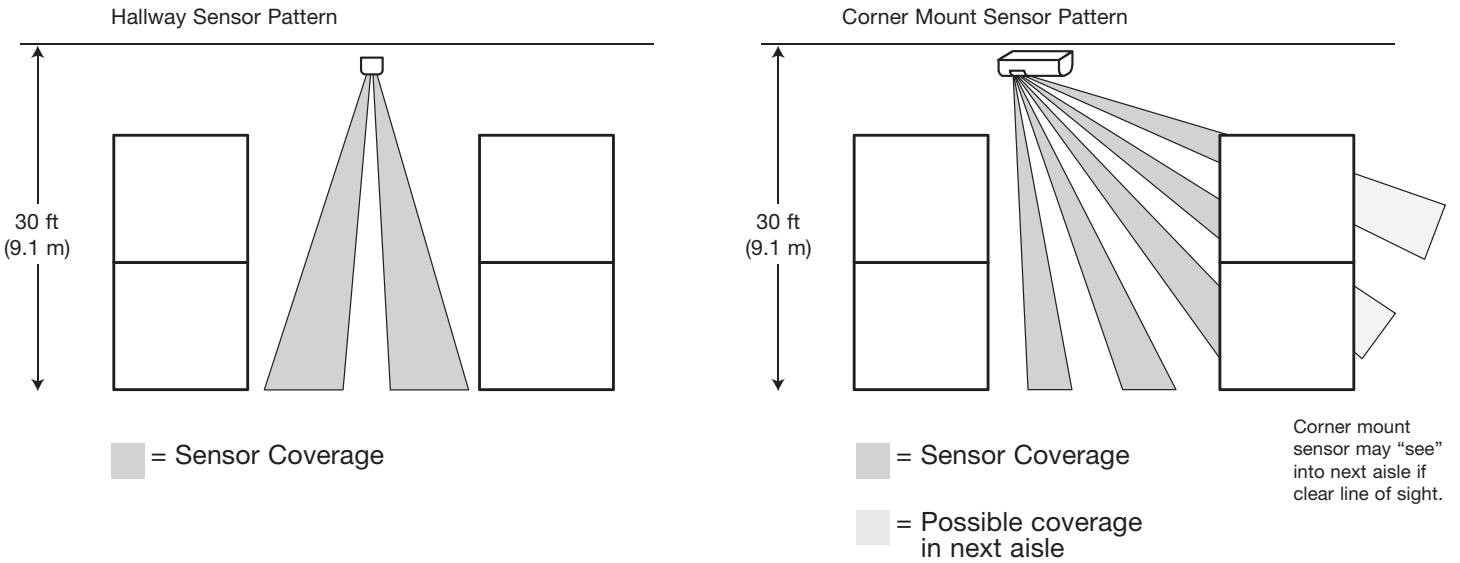


Figure 4: End View

Ceiling height = 30 ft (9.1 m) in this example



Lutron is a registered trademark and Radio Powr Savr is a trademark of Lutron Electronics Co., Inc.

© 2011 Lutron Electronics Co., Inc.

For further information on Lutron® products please visit www.lutron.com

Lutron Contact Numbers

WORLD HEADQUARTERS USA

Lutron Electronics Co., Inc.
7200 Suter Road
Coopersburg, PA 18036-1299
TEL: +1.610.282.3800
FAX: +1.610.282.1243
Toll-Free: 1.888.LUTRON1
Technical Support: 1.800.523.9466
intsales@lutron.com

EUROPEAN HEADQUARTERS United Kingdom

Lutron EA Ltd.
6 Sovereign Close
London, E1W 3JF United Kingdom
TEL: +44.(0)20.7702.0657
FAX: +44.(0)20.7480.6899
FREEPHONE (UK): 0800.282.107
Technical Support: +44.(0)20.7680.4481
lutronlondon@lutron.com

ASIAN HEADQUARTERS Singapore

Lutron GL Ltd.
15 Hoe Chiang Road
#07-03, Tower 15
Singapore 089316
TEL: +65.6220.4666
FAX: +65.6220.4333
Technical Support: 800.120.4491
lutronsea@lutron.com

North & South America Technical Hotlines

USA, Canada, Caribbean:
1.800.523.9466
Mexico:
+1.888.235.2910
Central/South America:
+1.610.282.6701

Asia Technical Hotlines

Northern China: 10.800.712.1536
Southern China: 10.800.120.1536
Hong Kong: 800.901.849
Indonesia: 001.803.011.3994
Japan: +81.3.5575.8411
Macau: 0800.401
Taiwan: 00.801.137.737
Thailand: 001.800.120.665853
Other Countries: +65.6220.4666