

# xPAR-30S™

High CRI, Fixed Wattage  
Ultra-Light

**ADVANCED**



xPAR-30S



## PRODUCT SUMMARY

- Fixed Wattage
- Non-Dimmable
- Multiple Color Temperatures Available
- Custom Optics
- High Color Rendering
- Proprietary Crimpfin Heatsink Design
- 50,000 hour life, 5 year warranty
- Halogen PAR form factor (ANSI compliant)
- No UV or IR radiation
- Voltage: 120VAC
- 0.9 Power Factor
- Socket Type: Medium Screw Base
- Environment: Dry
- Length: 3.6 in, 92 mm
- Diameter: 3.75 in, 95 mm
- Weight: 7.05 ounces, 200 g

\* Note: Subject to change

The high power xPAR30S™ lamps from MSi are 12W fixed LED replacement bulbs, exceeds the light output of a 60-watt incandescent PAR lamp. This amazing lamp brings together the latest innovation and experience from MSi's multiple engineering disciplines to deliver the complete solution for retail, hospitality, furniture, museum and commercial applications.

120~



2700K

3000K



| Catalog #        | Power | CCT (K) | CRI | Beam Angle | Lumens | CBCP  |
|------------------|-------|---------|-----|------------|--------|-------|
| xPAR30S271512H1N | 12W   | 2700    | 90  | 15°        | 620    | 6,680 |
| xPAR30S272512H1N |       |         |     | 25°        |        | 2,610 |
| xPAR30S301512H1N | 12W   | 3000    | 90  | 15°        | 670    | 7,220 |
| xPAR30S302512H1N |       |         |     | 25°        |        | 2,820 |

1342 South Powerline Road, Deerfield Beach, FL 33442

Toll Free 888.778.9864 | Fax Orders to: 954-971-3725 | info@msissl.com | www.msissl.com

# xPAR-30S™

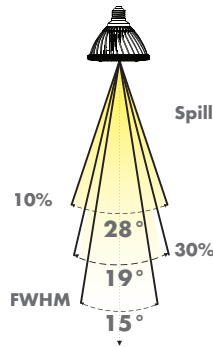
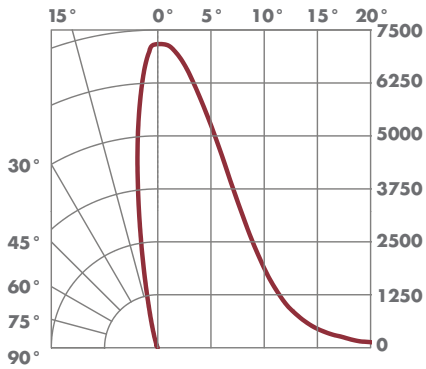
## CANDELA DISTRIBUTION

## BEAM DISTRIBUTION

## 0° AIMING FOOTCANDLES

15°

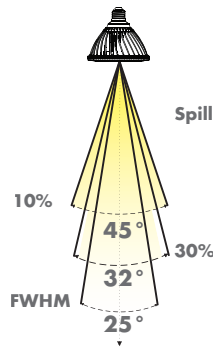
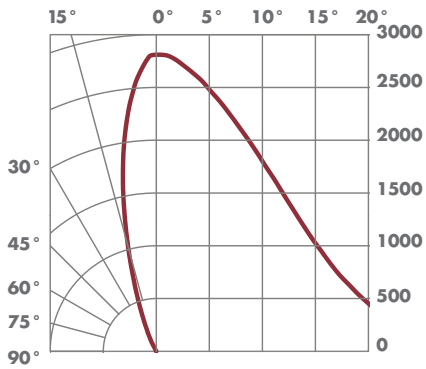
3000K



| Distance To Floor | Beam Diameter (50% CBCP) | Footcandles On Floor |
|-------------------|--------------------------|----------------------|
| 5'                | 1.3'                     | 289                  |
| 10'               | 2.6'                     | 72                   |
| 15'               | 3.9'                     | 32                   |
| 20'               | 5.3'                     | 18                   |

25°

3000K



| Distance To Floor | Beam Diameter (50% CBCP) | Footcandles On Floor |
|-------------------|--------------------------|----------------------|
| 5'                | 2.2'                     | 113                  |
| 10'               | 4.4'                     | 28                   |
| 15'               | 6.7'                     | 13                   |
| 20'               | 8.9'                     | 7                    |

**CAUTION:** Risk of electric shock. Do not open - no user serviceable parts inside. Use in dry locations only. Turn power off before inspection, installation, or removal. Not intended for use with emergency exit fixtures or emergency exit lights. Not for use where exposed to the weather.

**WARRANTY** - This product is covered by a 5 year limited warranty under normal operating conditions based on 12 hours of usage per day. For details please visit [www.msissl.com/warranty.html](http://www.msissl.com/warranty.html)