



## Switch Start MH Std 1000W/635 Mog BT37 CL

Product family description  
Range of Switch Start quartz metal halide lamps for long life and high efficiency.

### Features/Benefits

- Long life - up to 20,000 hours.
- Up to 100 lumens per watt.

### Applications

- Ideal for industrial and retail high/low bays, and parking lots.

### Notes

- Color characteristics may vary somewhat from one lamp type to another. Time should be allowed for the lamp to stabilize in color when it is turned on for the first time or if for any reason its operating position is changed. This may require several hours' operation, with more than one start. Lamp color and output may change temporarily if the lamp is subjected to excess vibration or shock. Lamp color characteristics may change after long accumulate operating time. (372)
- Rated average life is the life obtained, on the average, from large representative groups of lamps in laboratory tests under controlled conditions at 10 or more operating hours per start. It is based on survival of at least 50% of the lamps and allows for individual lamps or groups of lamps to vary considerably from the average. For lamps with a rated average life of 24,000 hours, life is based on survival of 67% of the lamps. (351)
- Rated average life hours for universal lamps is based on vertical operating position. Operating these lamps in other position will reduce the life by approximately 25% of the rated average life hours.
- Approximate lumen values listed are for vertical operation of the lamp. (352)
- Means Lumens is the approximate lumen output at 40% of lamp rated average life. (353)
- Heat resisting glass bulb.

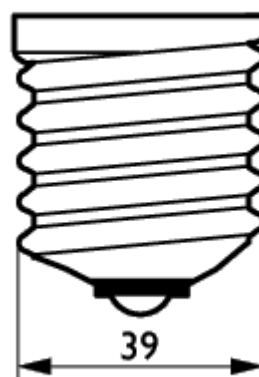
### Product data

Product Number	321505
Full product name	Switch Start MH Std 1000W/635 Mog BT37 CL
Ordering Code	MH1000/U/BT37
Pack type	1 Sleeve Open End
Pieces per Sku	1
Skus/Case	6
Pack UPC	046677321505

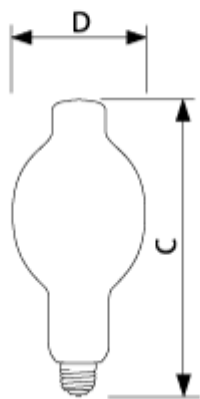
Product data	
EAN2US	
Case Bar Code	50046677321500
Successor Product number	
Base	Mogul [Single Contact Mogul Screw]
Base Information	Brass [Brass Base]
Bulb	BT37
Bulb Material	Hard Glass
Bulb Finish	Clear
Operating Position	Universal [Any or Universal (U)]
Packing Type	1SL [1 Sleeve Open End]
Packing Configuration	6
RatedAvgLife(See Family Notes)	10000 hr
Ordering Code	MH1000/U/BT37
Pack UPC	046677321505
Case Bar Code	50046677321500
Energy Saving	Not Applicable
ANSI Code HID	M47/E
Watts	1000W
Lamp Voltage	263 V
Mercury (Hg) Content	150.6 mg
Color Code	635 [CCT of 3500K]
Color Rendering Index	65 Ra8
Color Designation	White
Color Temperature	3700 K
Initial Lumens	120000 Lm
Design Mean Lumens	71500 Lm
Light Center Length L	7 in
Max Overall Length (MOL) - C	11.5 in
Diameter D	4.625 in
Product Number	321505




SS MH Std BT37 CL



Cap- Base E39



SS MH Std BT37



Operating Position any

