



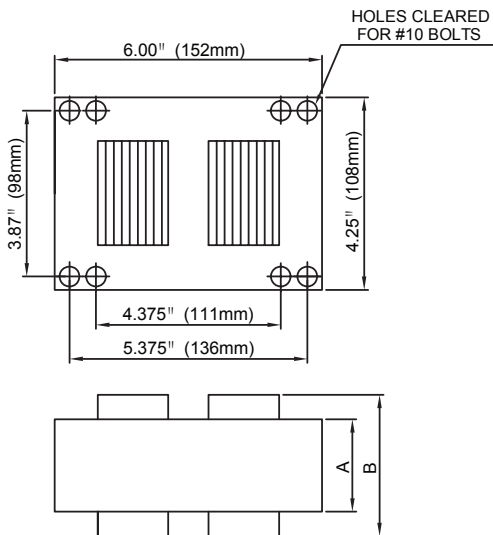
CATALOG NUMBER: BAMH1000-CWA/V5

1000W M47 / H36

Metal Halide Lamp Ballast

60 Hz CWA

4X6 CORE - HX, CWA & CWI UNITS.wmf

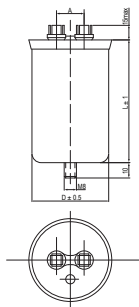


Input Volts		120	208	240	277	480
Circuit Type	CWA					
REGULATION						
Line Volts	±10%					
Lamp Watts	±10%					
LINE CURRENT(Amps)						
Operating		9.00	5.20	4.50	3.90	2.36
Open Circuit		6.00	3.50	3.00	2.60	1.60
Starting		6.00	3.50	3.00	2.60	1.53
RECOMMENDED FUSE (Amps)						
		25	15	12	10	6
TEMPERATURE RATINGS						
Insulation Class	H					
Coil Temperature Code		D	A	A	A	A
Benchtop Coil Rise		86.9	68.2	74.1	74.2	74.2
Power Factor (Min)	90%					
Input Watts	1080 W					
Efficiency						
CURRENT CREST FACTOR						
	1.60					
NOM. OPEN CIRCUIT VOLTAGE						
	420					
INPUT VOLTAGE AT LAMP DROPOUT						
		70	125	140	160	290
MIN AMBIENT STARTING TEMP						
	-20°F/-30°C					

Capacitor:

Ignitor: None

- Microfarads: 24.0 uf
- Volts (Max): 480V
- Case Temp(Max): 100°C
- D: 1.97 in
- L: 3.94 in
- A: 0.79 in



Oil-Filled Capacitor

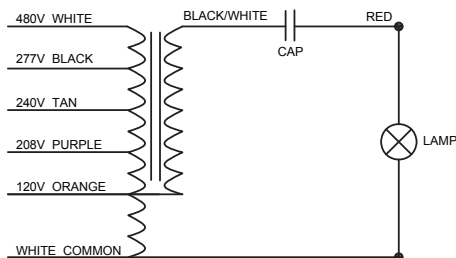
No Ignitor Needed

60 HZ TEST PROCEDURES						
High Potential Test (Volts)						
1 Minute	1,650V					
1 Second	2,000 V					
Open Circuit Voltage Test (V)	380 - 460					
Short Circuit Current Test (A)						
Secondary Current	Min 4.75					
	Max 5.85					
Input Current	Min 4.80	2.80	2.40	2.10	1.00	
	Max 7.20	4.20	3.60	3.15	1.51	

CORE and COIL Specifications						
Dimension A (in)	3.35					
Dimension B (in)	4.92					
Weight (lbs)	20.5					
Lead Lengths (in)	12					

CAPACITOR REQUIREMENT						
Microfarads	24.0 uf					
Volts (Min)	480 V					

Wiring Diagram:



ORDERING INFORMATION

The ballast is prewired and comes with a kit including capacitor and bracket.

Data is based upon tests performed by Plusrite in a controlled environment and is representative of relative performance. Actual performance can vary depending on operating conditions. Specifications are subject to change without notice.

Coil material: Cu/Al