

SORAA® OUTDOOR LED MR16 2700K 12V



Narrow Flood and Flood



RoHS



Soraa's OUTDOOR MR16 lamp line is specifically designed and tested to operate in difficult environments. Suitable for use in outdoor fixtures, or indoors in enclosed recessed or small non-ventilated track fixtures, Soraa's lamp is the ideal LED choice for diverse applications. Designed to replace standard 36W MR16 halogen lamps, the Soraa lamp meets and exceeds the performance of halogen lamps, while being 75% more energy efficient.

PERFORMANCE

CBCP matches standard halogen lamps
Single light source
Single crisp shadow
Dimmable to 20%
Power Factor: 0.93
12V (10.8 min, 13.2 max)

COLOR

CCT: 2700K
CRI>80, R9>0
White point accuracy within 3 SDCM
Rich saturated color rendering, ideal for plants and greenery
Excellent color stability

OPTIMIZED FORM

ANSI standard MR16 form factor:
1.96" (50mm) W x 1.86" (47.4mm) H
Compatible with standard fixtures
Weight: 40g
Proprietary fanless aluminum design provides superior thermal dissipation

HIGHLY COMPATIBLE

Works with magnetic and electronic transformers and dimmers (see complete list at www.soraa.com)
Lightweight, comparable to typical halogen lamps
Rated for use in damp locations

LONG LIFE, LOW MAINTENANCE

Life of 35,000 hours, Three year warranty

ENERGY EFFICIENT

75% more energy efficient than standard halogen lamps
Typical payback of one year or less

INTENDED USE AND APPLICATIONS

LED retrofit lamp to replace 12V halogen MR16 lamps for use in outdoor sealed or non-ventilated, indoor sealed or non-ventilated, or applications with glass lenses. Suitable for enclosed fixtures.

North America: This product can be incorporated into emergency lighting fixtures qualified to UL 924.

Outside of North America: This product can be incorporated into emergency lighting fixtures qualified to IEC/EN 60598-2-22.

Operating Temperature: Minimum:-40°C (ambient); Typical: 80-110°C (base); Maximum: 120°C (base)

Soraa lamps are designed to safely shut down in any thermal environment not conducive to minimum airflow or proper ventilation

CERTIFICATIONS

UL, CUL for 12V NEC Class 1 and Class 2 systems, FCC 47 CFR Part 15 and Part 18 (EMI), RoHS, CE, C-tick

SPECIFICATIONS*

| Reference Number | Product Code | Beam | Field | CBCP | Watts | Halogen Equivalent | Lumens |
|-----------------------|--------------|------|-------|------|-------|--------------------|--------------|
| MR16-36-B01-12-827-25 | 00083 | 25° | 42° | 1980 | 6.0 | 35W | 350(58 lm/W) |
| MR16-36-B01-12-827-36 | 00107 | 36° | 60° | 1080 | 6.0 | 35W | 350(58 lm/W) |

*at stable warm operating conditions (25°C ambient)

Soraa Inc.
6500 Kaiser Drive,
Fremont, CA 94555
855 GO-SORAA
855 467-6722
www.soraa.com

Form Factor | Base | Voltage | CRI | CCT | Beam
MR16 - 30 - B01 - 12 - 827 - 25

The diagram at left shows how to read the different components of the reference number. Base type B01 refers to the GU 5.3 base.

12V



2700K

CRI >80



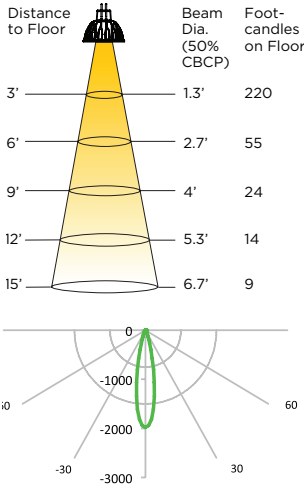
DIM



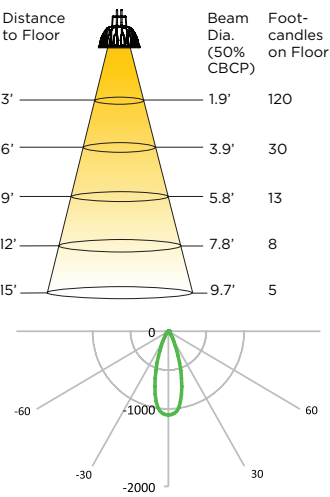
SORAA OUTDOOR LED MR16 2700K 12VAC

PHOTOMETRICS

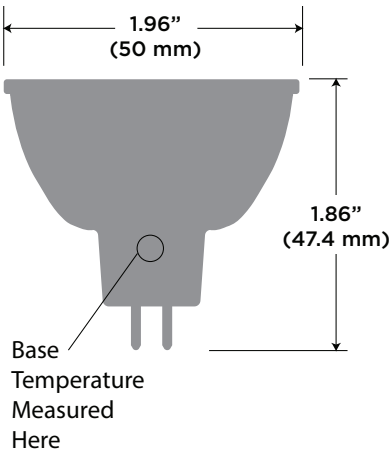
Narrow Flood -25°



Flood -36° Degree

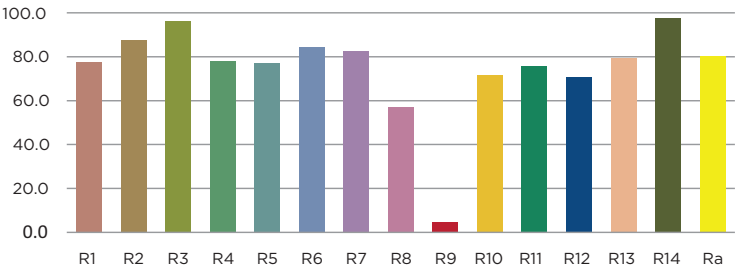


DIMENSIONS



COLOR RENDERING

CRI- Relative R Values



SAFETY NOTE ON HEAT

Soraa's unique LED technology allows its lamps to operate effectively and efficiently at higher temperatures than other LED lamps, resulting in more light output per diode. Although Soraa's lamps operate at cooler temperatures than halogen lamps, it is recommended that gloves be worn when handling bare lamps that have been energized.

TRANSFORMER/DIMMER COMPATIBILITY

Dimmable to 20% or lower, depending on dimmer. Complete transformer and dimmer compatibility information at www.soraa.com.