

SORAA® SNAP SYSTEM LED MR16 ACCESSORIES



- World's First 10° Single Source LED MR16
- CRI 80 or 95 Full Spectrum
- Magnetic Self Centering
- Fits All Fixtures
- Multiple Stackable Accessories
- Any Beam Angle
- Ellipse, Color Filters, Louvers
- Dimmable
- Stackable

FREE YOUR IMAGINATION WITH UNLIMITED DESIGN POSSIBILITIES

- **Achieve all beam distributions or colors with one lamp SKU**
- **Shorten design, specification, installation, and sales cycles**
- **Reduce inventory costs**
- **Unprecedented design flexibility**
- **All standard distributions, colors**
- **Formerly impossible distributions such as flat tops**
- **Magnet automatically self centers accessories without fasteners or tools**
- **Compatible with all standard fixtures**
- **No bulky and costly fixtures or adaptors required**
- **Simple installation without need for removal of lamp**
- **Works in unventilated fully sealed fixtures**

Accessories are an important tool in lighting designers' palettes which allows them to fine tune lighting scenes by creating dedicated light distributions and colors. They also give designers the flexibility to optimize a design on site, with any lamp beam spread. Examples of typical accessories include: hex-louvers and snoots to reduce glare; grates to create linear light patterns; and gels for tinted effects.

Because of their high operating temperature, halogen lamps require accessories made of heavy glass or metal and bulky attachment mechanisms: this limits fixture choices and aesthetic possibilities. Many LED directional lamps are incompatible with accessories because they use multiple LED sources - "shower heads", have non-standard dimensions, or have operating temperature requirements significantly lower than halogen sources.

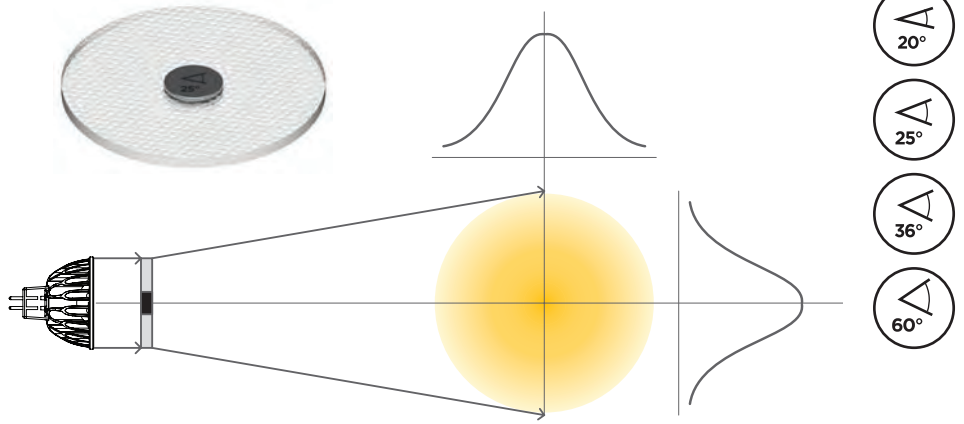
The Soraa Snap System is the first LED lamp/accessory solution that is optimized to work as an integrated system. Based on high brightness single source GaN on GaN™ LED technology, it completely redefines accessory application. The effects that can be achieved are similar to what can be done with halogen sources, but are enabled by a relatively low operating temperature and groundbreaking optical design, materials, and methods of attachment. The system's self-centering magnetic interconnect system makes using accessories completely user friendly, and opens up possibilities for accessories to a much wider range of fixtures than ever before. Also, the relatively low temperature of the Soraa MR16 Snap System lamps mean that new accessory materials, such as advanced polymer films, can be used for beam and color control in ways never before possible.

BEAM SPREADER

Use in any application where reducing the number of beam angle SKUs is required.

Reduces inventory costs.
Shortens specification, design, sales cycles.
Flexibility up to the time of installation.

Beam	Part Number	Product Code
20°	AC-GC-2020	00355
25°	AC-GC-2525	00325
36°	AC-GC-3636	00327
60°	AC-GC-6060	00329

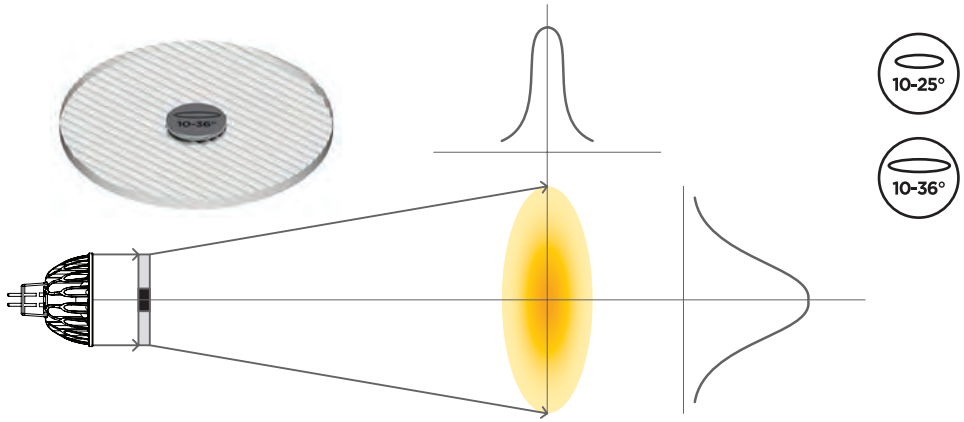


LINEAR LENS

Use in wall washes and illuminating asymmetric objects.

Reduces quantity of light fixtures.
Reduce spill illumination of target objects.

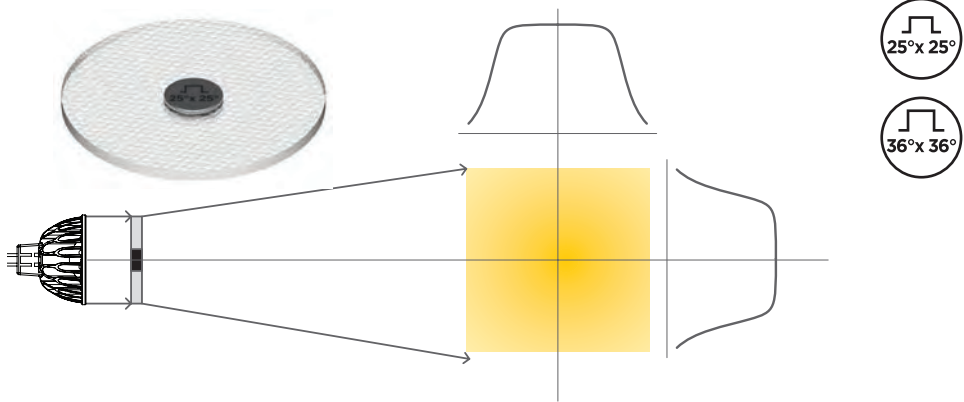
Beam	Part Number	Product Code
10°-25°	AC-GE-1025-00	00331
10°-36°	AC-GE-1036-00	00333



FLAT TOP

Provides even illumination center to edge.
Eliminates video camera saturation, for use in applications such as critical video surveillance.

Beam	Part Number	Product Code
25°-25°	AC-FR-2525-00-00	00335
36°-36°	AC-FR-3636-00-00	00337

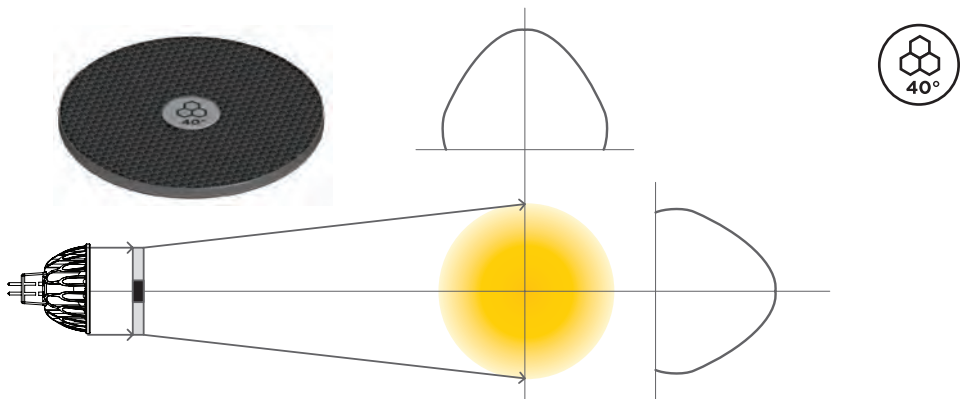


LOUVERS

Eliminates high angle glare, making light beams disappear in downlight applications.

Cutoff Angle	Part Number	Product Code
40°	AC-LU-4040-00	00339

Soraa
6500 Kaiser Drive,
Fremont, CA 94555
855 GO-SORAA
855 467-6722
www.soraa.com



CCT SHIFTER


Use in hospitality and restaurant applications to simulate warm dimming
 Create custom colors for festive occasions or brand identity
 Single Lamp SKU can be used for multiple color temperatures

CTO*	Part Number	Product Code
1/4 CTO	AC-CC-0001-00	00323
1/2 CTO	AC-CC-0002-00	00321
3/4 CTO	AC-CC-0003-00	00319


*Color Temperature Orange



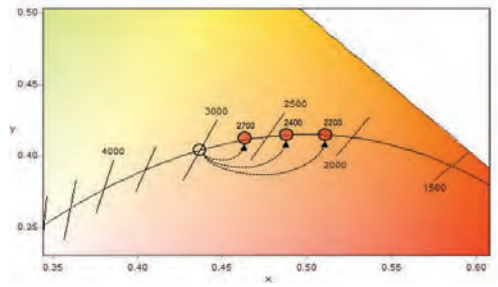
CTO
1/4



CTO
1/2



CTO
3/4



10 PACK COMBO

Contains the following accessories:
 25° Beam Spreader; 36° Beam Spreader; 60° Beam Spreader; 10° - 25° Linear Lens; 10° - 36° Linear Lens; 25° x 25° Flat Top; 36° x 36° Flat Top; All 3 CCT Shifters

Part Number	Product Code
AC-AA-COMB-00	00341

COMPATIBLE SORAA LAMPS

SNAP System accessories are compatible only with the 10° Soraa lamps listed below.



Product Family	Base	Reference Number	Product Code	Beam	Field	CBCP	Watts	Halogen Equivalent*	Lumens
VIVID 2 2700K 10-12W	GU5.3	MR16-50-B01-12-927-10	00271	10°	20°	5700	10	50W	400 (40.5 lm/W)
VIVID 2 3000K 10-12W	GU5.3	MR16-50-B01-12-930-10	00269	10°	20°	6000	10	50W	420 (42.5 lm/W)
VIVID 2 2700K 8-10W	GU5.3	MR16-40-B01-12-927-10-2	00263	10°	20°	4300	8	40W	320 (41 lm/W)
	GU10	MR16-50-B03-120-927-10	00353	10°	20°	5780	10	50W	390 (39 lm/W)
VIVID 2 3000K 8-10W	GU5.3	MR16-40-B01-12-930-10-2	00261	10°	20°	4500	8	40W	340 (43 lm/W)
	GU10	MR16-50-B03-120-930-10	00351	10°	20°	5920	10	50W	400 (40 LM/W)
VIVID 2 5000K 8-10W	GU5.3	MR16-40-B01-12-950-10	00349	10°	20°	5180	8	40W	350 (44 lm/W)
	GU10	MR16-50-B03-120-950-10	00361	10°	20°	6220	10	50W	420 (42 LM/W)
PREMIUM 2 2700K	GU5.3	MR16-65-B01-12-827-10	00267	10°	20°	7500	10	65W	490 (49 lm/W)
	GU10	MR16-65-B03-120-827-10	00359	10°	20°	6600	10	65W	450 (45 LM/W)
PREMIUM 2 3000K	GU5.3	MR16-65-B01-12-830-10	00265	10°	20°	7700	10	65W	500 (50 lm/W)
	GU10	MR16-65-B03-120-830-10	00357	10°	20°	7120	10	65W	480 (48 LM/W)