

Project:	Toshiba Lamp:
Type:	Notes:



Ordering Information

Ordering Code	Input Voltage (VAC)	Lamp Shape	Base Type	CCT ¹	Initial Lumens (lm) ²	Beam Angle	Wattage (W)	Lamp Efficacy (lm/W)	Rated Life (hrs) ³	CBCP (cd)	CRI	Power Factor	Equivalency ⁴	Lamp Weight lb (g)	Dimmable	ENERGY STAR
5MR16/27DSP-T	12	MR16	GU5.3	2700K	270	10°	5.2	51.9	40,000	5500	81	0.79	30W Halogen	0.11 (49)	Yes	●
5MR16/27DNF-T	12	MR16	GU5.3	2700K	300	25°	5.2	57.7	40,000	1200	81	0.79	20W Halogen	0.11 (49)	Yes	●
5MR16/27DFL-T	12	MR16	GU5.3	2700K	300	35°	5.2	57.7	40,000	650	81	0.79	20W Halogen	0.11 (49)	Yes	●
7MR16/27ENF-UP	12	MR16	GU5.3	2700K	390	25°	7.0	55.7	40,000	1830	82	0.73	35W Halogen	0.12 (55)	Yes	●
7MR16/27EFL-UP	12	MR16	GU5.3	2700K	390	35°	7.0	55.7	40,000	1050	82	0.73	35W Halogen	0.12 (55)	Yes	●
5MR16/30DSP-T	12	MR16	GU5.3	3000K	275	10°	5.2	52.9	40,000	5600	81	0.79	30W Halogen	0.11 (49)	Yes	●
5MR16/30DNF-T	12	MR16	GU5.3	3000K	310	25°	5.2	59.6	40,000	1250	81	0.79	25W Halogen	0.11 (49)	Yes	●
5MR16/30DFL-T	12	MR16	GU5.3	3000K	310	35°	5.2	59.6	40,000	700	81	0.79	25W Halogen	0.11 (49)	Yes	●
7MR16/30ENF-UP	12	MR16	GU5.3	3000K	390	25°	7.0	55.7	40,000	1830	82	0.73	35W Halogen	0.12 (55)	Yes	●
7MR16/30EFL-UP	12	MR16	GU5.3	3000K	390	35°	7.0	55.7	40,000	1050	82	0.73	35W Halogen	0.12 (55)	Yes	●
5MR16/40DSP-T	12	MR16	GU5.3	4000K	280	10°	5.2	53.8	40,000	5700	81	0.79	30W Halogen	0.11 (49)	Yes	●
5MR16/40DNF-T	12	MR16	GU5.3	4000K	320	25°	5.2	61.5	40,000	1250	81	0.79	25W Halogen	0.11 (49)	Yes	●
5MR16/40DFL-T	12	MR16	GU5.3	4000K	320	35°	5.2	61.5	40,000	700	81	0.79	25W Halogen	0.11 (49)	Yes	●
7MR16/40ENF-UP	12	MR16	GU5.3	4000K	420	25°	7.0	60.0	40,000	1930	82	0.73	35W Halogen	0.12 (55)	Yes	●
7MR16/40EFL-UP	12	MR16	GU5.3	4000K	420	35°	7.0	60.0	40,000	1150	82	0.73	35W Halogen	0.12 (55)	Yes	●

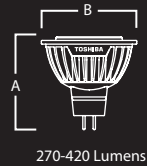
- CCT Range complies to ANSI C78.377-2008.
- Thermally stable typical lumens (± 10%)
- Rated life is based on 70% lumen maintenance and engineering testing and probability analysis; life hours per ENERGY STAR® may vary.
- Equivalency based on the ENERGY STAR® Integral LED Lamp Center Beam Intensity Benchmark Tool.

Note: All information consistent with IESNA LM-80-08 results and IESNA LM-79-08 testing completed by a qualified third party facility. All lamps meet ENERGY STAR Integral LED Lamp requirements and will be submitted for testing. Five-year warranty based on 12 hr/day usage. Toshiba LED Lighting Systems Division reserves the right to make changes and/or improvements in designs and/or dimensions without notice or obligation.



Dimensions

Model MR16 GU5.3
MOL (A) 1.87" (47.4 mm)
Diameter (B) 1.97" (50.0 mm)



Note: Lamp shape conforms to ANSI C78.21-2003. Designed to comply with RoHS Directive 2002/95/EC.

Energy Savings


Ordering Code	25W Halogen	30W Halogen	35W Halogen
5MR16/30DNF-T	\$87.12	\$109.12	—
7MR16/27ENF-UP	—	\$50.33	\$77.83

Note: Energy savings based on using one bulb for 40,000 hr rated life at 11c/kWh. Does not include maintenance and replacement lamp savings.

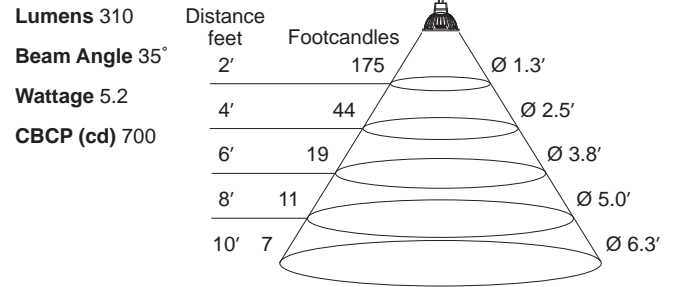
Project:	Toshiba Lamp:
Type:	Notes:

Illuminance Cone Diagrams

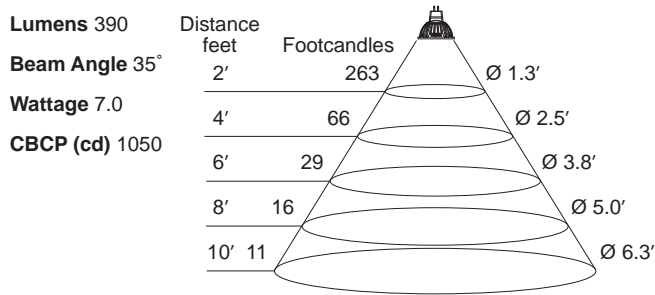
5MR16/27DSP-T



5MR16/30DFL-T



7MR16/30EFL-UP



7MR16/30ENF-UP

