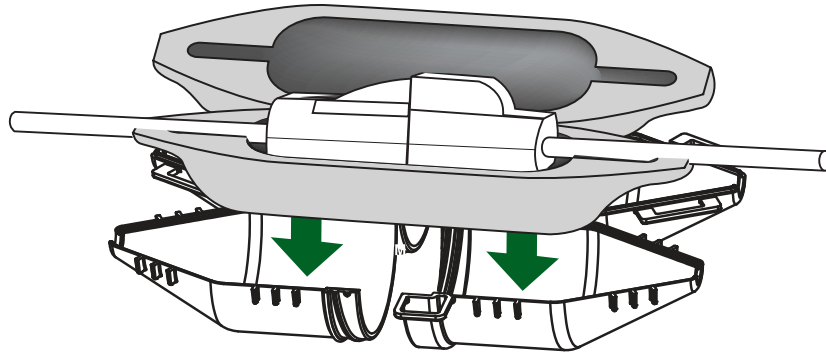


TWIST AND SEAL™
ORIGINAL

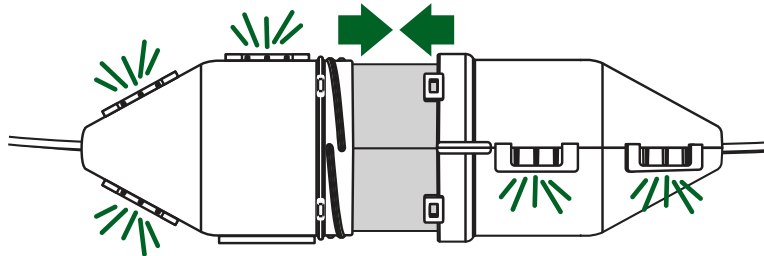
Step 1

Connect cords together and place into foam insert.



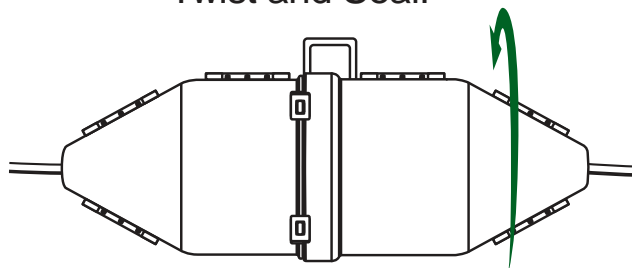
Step 2

Snap cases shut and push together.



Step 3

Twist and Seal!



CAUTION: Twist & Seal Original provides weather protection and is water resistant, but not water proof. **Do not submerge in water.** Always follow all electrical cord manufacturer instructions.